

## EF 8AM Focussed A

### Fund Information

**Sector**

IA Flexible Investment

**Manager's Name**

 Tom McGrath  
 Andrew Merricks

**Date Manager Appointed**

Dec 2014

**Launch Date**

May 2013

**Fund Size(£m)**

£24.66

**Yield\*** (See page2)

0.00 %

**XD Dates**

Jan 04, Jul 01

**Last Distribution**

04/01/21 (XD Date)

28/02/21 (Pay Date)

0.00(Distribution)

**OCF**

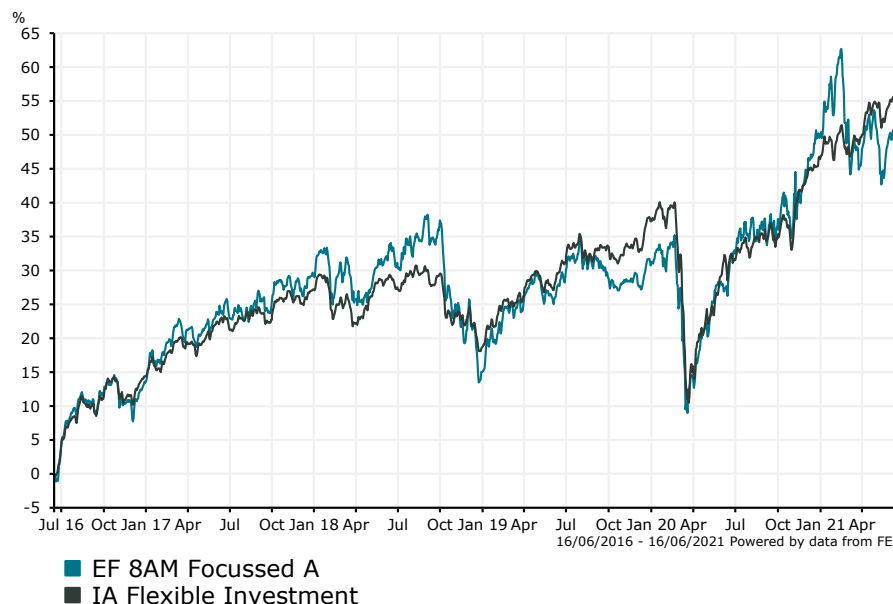
1.75 %

### Fund Aim

The objective of the Fund is to achieve long-term capital growth.

**Sector:** IA Flexible Investment

### Performance



#### Discrete Performance - 12 months to 31/12/20

	2020	2019	2018	2017	2016
Fund	14.55	13.69	-11.08	14.02	14.43
Stock Sector Average	6.70	15.66	-6.72	11.21	13.82

#### Cumulative Performance to 31/05/21

	1 Yr	2 Yrs	3 Yrs	4 Yrs	5 Yrs
Fund	16.65	18.64	13.84	21.38	49.63
Stock Sector Average	19.53	21.16	20.66	26.47	53.56

#### Performance Analysis - Annualised 3 years

	Growth Rate %	Volatility	Alpha	Beta	Sharpe
Fund	4.41	12.98	-1.74	1.00	0.07
Stock Sector Average	6.46	11.55	0.00	1.00	0.26

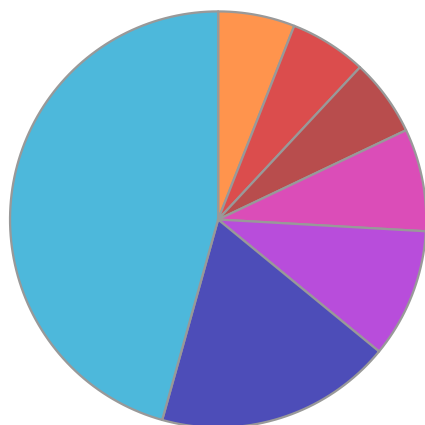
**Morningstar Analyst Rating**

N/A

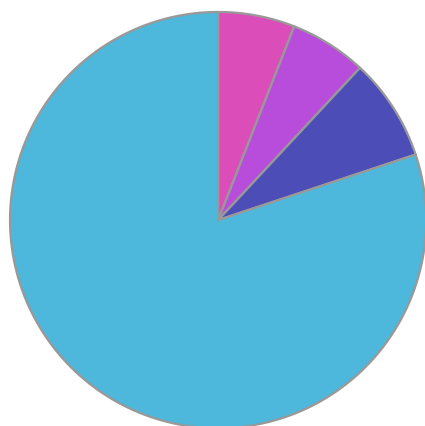
**FE Crown Rating**


**EF 8AM Focussed A**

**Fund Composition**



	(%)
Others	45.67
Others	18.40
Others	10.03
Money Market	7.96
International Equities	6.00
UK Small Cap Companies	5.98
Asia Pacific Equities	5.96



	(%)
Not Specified	80.10
Money Market	7.96
UK	5.98
Asia	5.96

**Largest Holdings**

Holdings	(%)
CASH	7.96
ISHARES S&P 500 INDUSTRIALS UCITS ETF	6.58
ISHARES ELECTRIC VEHICLES & DRIVING TECHNOLOGY ETF	6.37
ISHARES EDGE MSCI WORLD VALUE FACTOR UCITS ETF	6.22
FIRST TRUST GLOBAL FUNDS PUBLIC LIMITED COMPANY CLOUD COMPUTING UCITS ETF	6.05

Holdings	(%)
AMUNDI S&P GLOBAL LUXURY UETF	6.00
FP OCTOPUS UK MICRO CAP GROWTH FUND	5.98
EMQQ EMERGING MARKETS AND E-COMMERCE UCITS ETF	5.46
HEPTAGON FUTURE TRENDS EQUITY FUND	5.45
ISHARES HEALTHCARE INNVT UCITS ETF USD	5.32

\* Data supplied by fund managers regarding fixed interests funds may not specify yield type. As the provision of redemption yield is an FCA regulatory requirement Novia assumes these are used.

**Important Information**

Performance details and yields are as at 31/05/2021. Performance figures are inclusive of net reinvested income. Source: FE. This document is designed only for professional investors and experienced advisers. The value of investments and the income gained may fluctuate. Investors may not get back the full amount invested. Past performance is not a guide to the future.