

JPM Japan C Hgd Acc

Fund Information

Sector
IA Japan

Manager's Name
Shoichi Mizusawa
Nicholas Weindling
Miyako Urabe

Date Manager Appointed
Oct 2012

Launch Date
Jul 2013

Fund Size(£m)
£1488.63

Yield* (See page2)
0.09 %

XD Dates
Feb 01

Last Distribution
01/02/21 (XD Date)
30/04/21 (Pay Date)
0.27(Distribution)

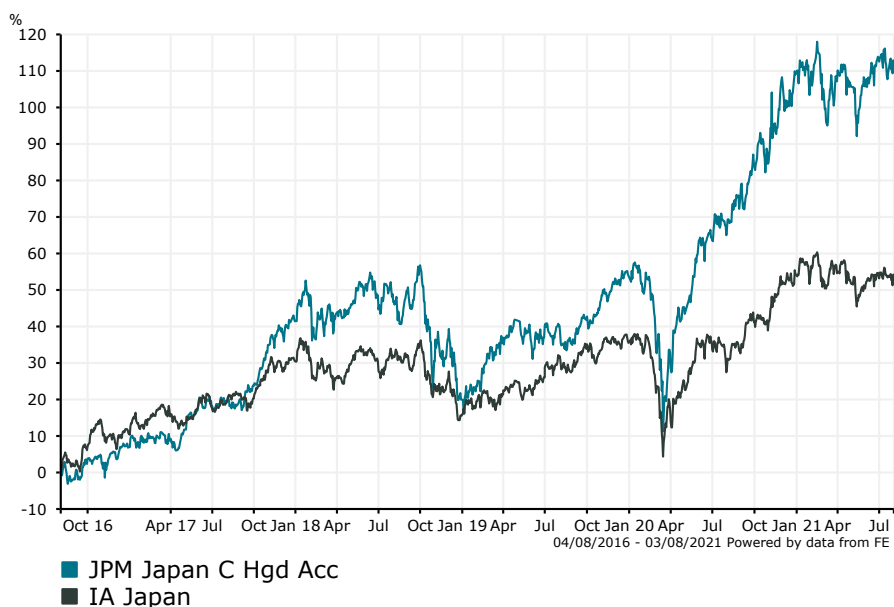
OCF
0.83 %

Fund Aim

To provide capital growth over the long-term (5-10 years) by investing at least 80% of the Fund's assets in the shares of Japanese companies.

Sector: IA Japan

Performance



Discrete Performance - 12 months to 31/12/20

	2020	2019	2018	2017	2016
Fund	35.46	28.59	-15.18	32.27	-5.21
Stock Sector Average	13.75	17.22	-11.41	17.93	23.34

Cumulative Performance to 31/07/21

	1 Yr	2 Yrs	3 Yrs	4 Yrs	5 Yrs
Fund	26.89	49.49	41.34	76.67	99.33
Stock Sector Average	18.70	15.11	15.29	27.27	49.03

Performance Analysis - Annualised 3 years

	Growth Rate %	Volatility	Alpha	Beta	Sharpe
Fund	12.22	19.75	6.77	1.21	0.44
Stock Sector Average	4.86	14.47	0.00	1.00	0.09

Morningstar Analyst Rating

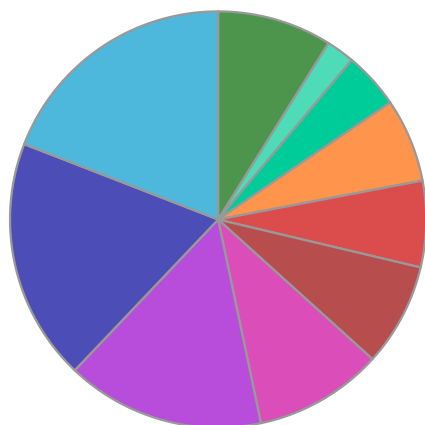
Bronze

FE Crown Rating

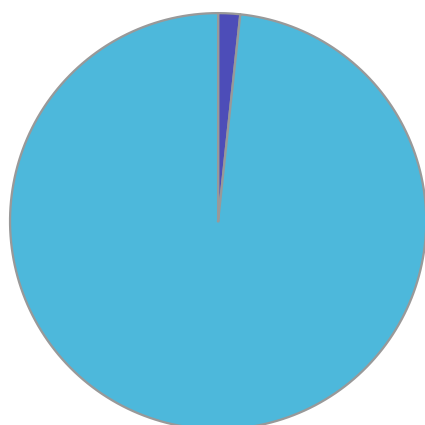


JPM Japan C Hgd Acc

Fund Composition



	(%)
Electronic & Electrical Equipment	19.10
Services	18.80
Communications	15.40
Retail	10.00
Precision Instruments	8.00
Machinery	6.70
Others	6.50
Chemicals	4.40
Wholesale	2.20
Others	8.90



	(%)
Japanese Equities	98.30
Money Market	1.70

Largest Holdings

Holdings	(%)
KEYENCE CORP	6.00
RECRUIT HLDGS CO LTD	6.00
HOYA CORP	5.70
TOKYO ELECTRON	4.30
NINTENDO CO	3.90

Holdings	(%)
MONOTARO CO.LTD	3.90
SONY GROUP CORP	3.40
SHIN-ETSU CHEMICAL CO	3.20
OBIC	3.00
SMC CORP	2.90

* Data supplied by fund managers regarding fixed interests funds may not specify yield type. As the provision of redemption yield is an FCA regulatory requirement Novia assumes these are used.

Important Information

Performance details and yields are as at 31/07/2021. Performance figures are inclusive of net reinvested income. Source: FE. This document is designed only for professional investors and experienced advisers. The value of investments and the income gained may fluctuate. Investors may not get back the full amount invested. Past performance is not a guide to the future.