

VT Grrwy Mul Ast Gth I A£

Fund Information

Sector

IA Mixed Investment 40-85% Shares

Manager's Name

Mark Harris

Date Manager Appointed

Nov 2013

Launch Date

Nov 2013

Fund Size(£m)

£23.01

Yield* (See page2)

1.29 %

XD Dates

Mar 31, Sep 30

Last Distribution

31/03/21 (XD Date)

28/05/21 (Pay Date)

0.00(Distribution)

OCF

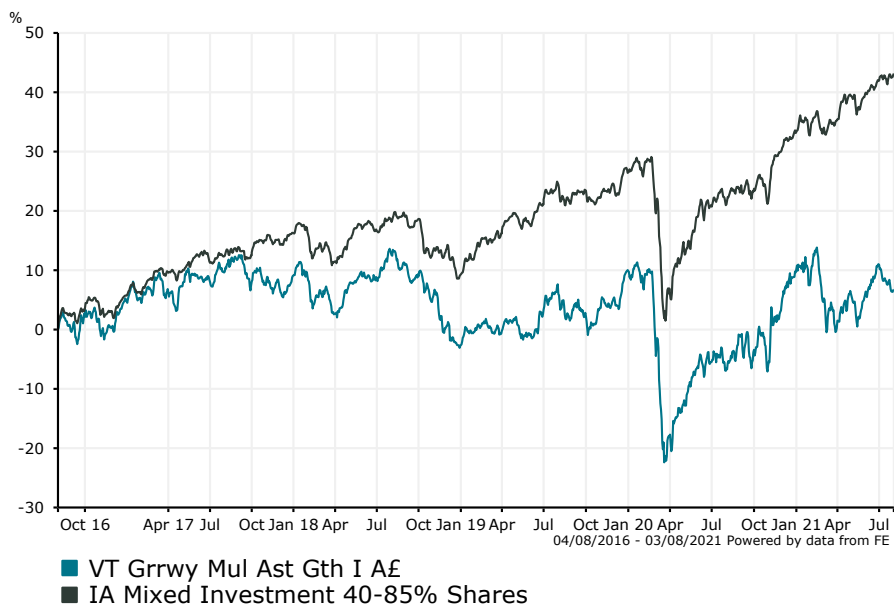
1.67 %

Fund Aim

The Fund is a UK domiciled UCITS fund, which seeks to achieve consistent long-term capital growth by investing across a balanced global portfolio of assets. The Fund invests in a balanced and diversified global multi asset portfolio and seeks to achieve above-average returns for a commensurate level of risk.

Sector: IA Mixed Investment 40-85% Shares

Performance


Morningstar Analyst Rating

N/A

FE Crown Rating

Discrete Performance - 12 months to 31/12/20

	2020	2019	2018	2017	2016
Fund	-0.37	13.14	-10.81	3.92	8.03
Stock Sector Average	5.32	15.78	-6.11	9.98	12.87

Cumulative Performance to 31/07/21

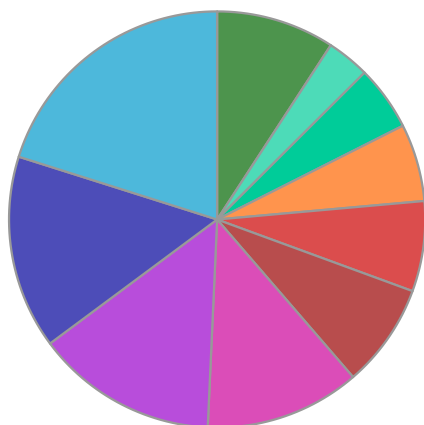
	1 Yr	2 Yrs	3 Yrs	4 Yrs	5 Yrs
Fund	14.30	-1.19	-6.08	-3.15	5.73
Stock Sector Average	17.85	14.32	20.10	26.86	41.38

Performance Analysis - Annualised 3 years

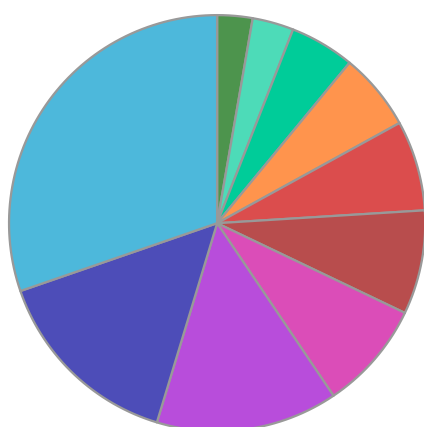
	Growth Rate %	Volatility	Alpha	Beta	Sharpe
Fund	-2.07	18.18	-9.53	1.41	-0.01
Stock Sector Average	6.30	11.37	0.00	1.00	0.25

VT Grrwy Mul Ast Gth I A£

Fund Composition



	(%)
Telecom, Media & Technology	20.12
Cash & Cash Equivalents	15.04
Equities	14.12
International Equities	12.05
Europe ex UK Equities	8.08
Japanese Equities	7.01
China Equities	6.02
India Equities	5.03
Information Technology	3.33
Others	9.20



	(%)
International Equities	30.28
Cash & Cash Equivalents	15.04
UK Equities	14.12
Global Emerging Market Equities	8.46
Europe ex UK Equities	8.08
Japanese Equities	7.01
Chinese Equities	6.02
Indian Equities	5.03
Global Fixed Interest	3.21
Others	2.74

Largest Holdings

Holdings	(%)
Garraway Global Equity A GBP	12.05
POLAR CAPITAL GLOBAL TECHNOLOGY I GBP	11.66
HANETF ICAV EMQQ EMRG MKT INT ECOMM UCITS ETF CHF A	8.46
BLACKROCK EUROPEAN DYNAMIC FD ACC	8.08
LEGG MASON IF JAPAN EQUITY X	7.01

Holdings	(%)
HEREFORD FUNDS BIN YUAN GREATER CHINA BI USD	6.02
FIDELITY UK OPPORTUNITIES W ACC	5.57
GATEWAY TO INDIA G GBP	5.03
GARRAWAY VT GARRAWAY UK EQUITY MARKET F INC	5.00
WISDOMTREE FTSE 250 2X DAILY LEVERAGED	3.56

* Data supplied by fund managers regarding fixed interests funds may not specify yield type. As the provision of redemption yield is an FCA regulatory requirement Novia assumes these are used.

Important Information

Performance details and yields are as at 31/07/2021. Performance figures are inclusive of net reinvested income. Source: FE. This document is designed only for professional investors and experienced advisers. The value of investments and the income gained may fluctuate. Investors may not get back the full amount invested. Past performance is not a guide to the future.