

VT Grrwy Mul Ast Gth R A£

Fund Information

Sector

IA Mixed Investment 40-85% Shares

Manager's Name

Mark Harris

Date Manager Appointed

Nov 2013

Launch Date

Nov 2013

Fund Size(£m)

£22.94

Yield* (See page2)

1.12 %

XD Dates

Mar 31, Sep 30

Last Distribution

31/03/21 (XD Date)

28/05/21 (Pay Date)

0.00(Distribution)

OCF

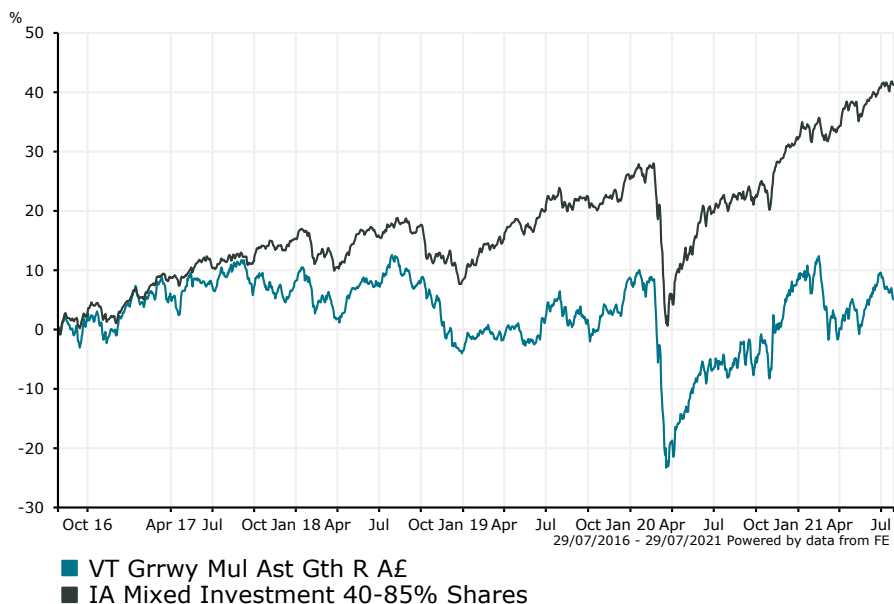
1.67 %

Fund Aim

The Fund is a UK domiciled UCITS fund, which seeks to achieve consistent long-term capital growth by investing across a balanced global portfolio of assets. The Fund invests in a balanced and diversified global multi asset portfolio and seeks to achieve above-average returns for a commensurate level of risk.

Sector: IA Mixed Investment 40-85% Shares

Performance



Morningstar Analyst Rating

N/A

FE Crown Rating

👑👑👑👑👑

Discrete Performance - 12 months to 31/12/20

	2020	2019	2018	2017	2016
Fund	-0.50	12.95	-10.96	3.74	7.86
Stock Sector Average	5.32	15.78	-6.11	9.98	12.87

Cumulative Performance to 30/06/21

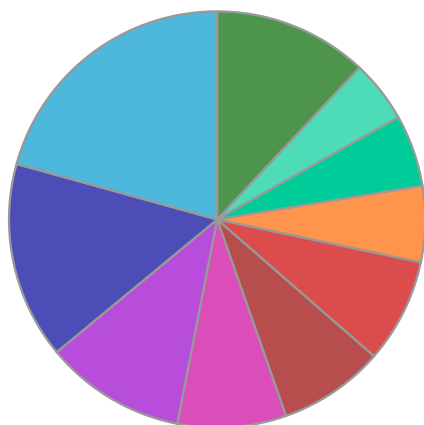
	1 Yr	2 Yrs	3 Yrs	4 Yrs	5 Yrs
Fund	17.48	8.00	1.61	1.89	17.16
Stock Sector Average	17.29	17.16	21.40	27.29	47.84

Performance Analysis - Annualised 3 years

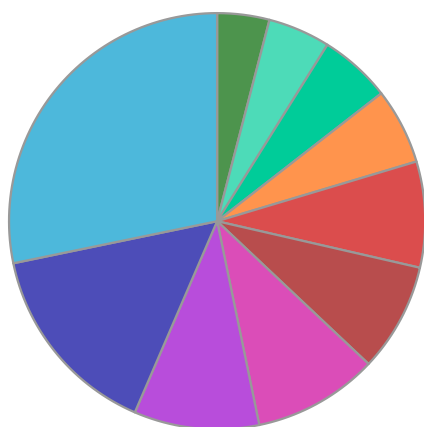
	Growth Rate %	Volatility	Alpha	Beta	Sharpe
Fund	0.53	18.16	-7.62	1.42	-0.01
Stock Sector Average	6.68	11.39	0.00	1.00	0.28

VT Grrwy Mul Ast Gth R A£

Fund Composition



	(%)
Telecom, Media & Technology	20.70
Equities	15.29
International Equities	10.94
Japanese Equities	8.44
Cash & Cash Equivalents	8.22
Europe ex UK Equities	8.10
China Equities	5.90
Commodity & Energy	5.58
India Equities	4.84
Others	11.99



	(%)
International Equities	28.24
UK Equities	15.29
Global Emerging Market Equities	9.72
Europe ex UK Equities	9.72
Japanese Equities	8.44
Cash & Cash Equivalents	8.22
Chinese Equities	5.90
Commodity & Energy	5.58
Indian Equities	4.84
Others	4.05

Largest Holdings

Holdings	(%)
POLAR CAPITAL GLOBAL TECHNOLOGY I GBP	10.98
Garraway Global Equity A GBP	10.94
HANETF ICAV EMQQ EMRG MKT INT ECOMM UCITS ETF CHF A	9.72
LEGG MASON IF JAPAN EQUITY X	8.44
BLACKROCK EUROPEAN DYNAMIC FD ACC	8.10

Holdings	(%)
GARRAWAY VT GARRAWAY UK EQUITY MARKET F INC	6.52
HEREFORD FUNDS BIN YUAN GREATER CHINA BI USD	5.90
VANECK VECTORS JUNIOR GOLD MINERS UCITS ETF A GBP	5.58
FIDELITY UK OPPORTUNITIES W ACC	5.55
GATEWAY TO INDIA G GBP	4.84

* Data supplied by fund managers regarding fixed interests funds may not specify yield type. As the provision of redemption yield is an FCA regulatory requirement Novia assumes these are used.

Important Information

Performance details and yields are as at 30/06/2021. Performance figures are inclusive of net reinvested income. Source: FE. This document is designed only for professional investors and experienced advisers. The value of investments and the income gained may fluctuate. Investors may not get back the full amount invested. Past performance is not a guide to the future.