

**Janus Henderson HzEurld H2H £**
**Fund Information**
**Sector**

Equity - Europe ex UK

**Manager's Name**

Nick Sheridan

**Date Manager Appointed**

Nov 2011

**Launch Date**

Dec 2013

**Fund Size(£m)**

£1212.62

**Yield\*** (See page2)

0.00 %

**XD Dates**

Jul 01

**Last Distribution**

01/07/21 (XD Date)

20/07/21 (Pay Date)

0.31(Distribution)

**OCF**

1.06 %

**Morningstar Analyst Rating**

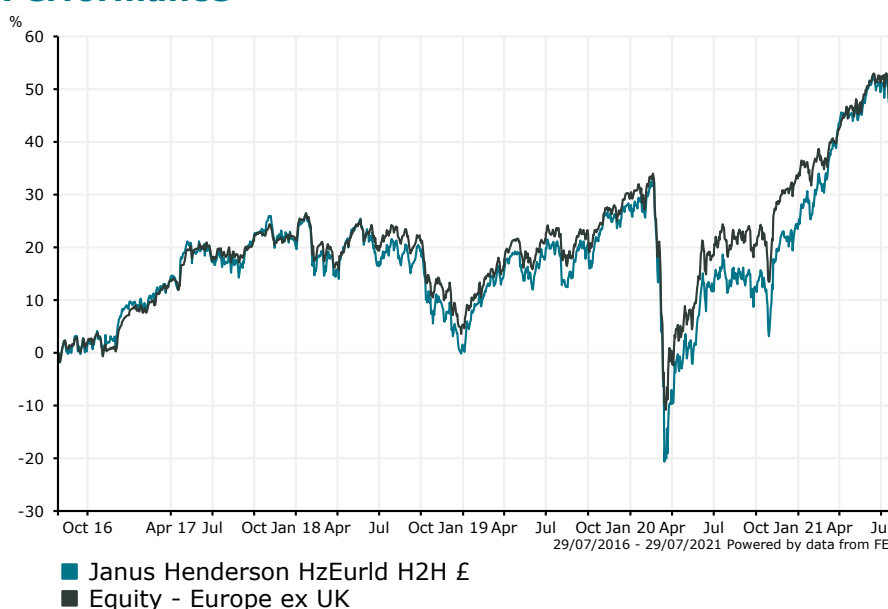
Neutral

**FE Crown Rating**

**Fund Aim**

The Fund aims to provide capital growth over the long term. Performance target: To outperform the MSCI EMU Net Return EUR Index, after the deduction of charges, over any 5 year period. The Fund invests at least 75% of its assets in shares (equities) and equity-related securities of companies, of any size, in any industry, in the Eurozone. Companies will be incorporated in or having their principal business activities in the Eurozone. The Fund is actively managed with reference to the MSCI EMU Net Return EUR Index, which is broadly representative of the companies in which it may invest, as this forms the basis of the Fund's performance target and the level above which performance fees may be charged (if applicable). The investment manager has discretion to choose investments for the Fund with weightings different to the index or not in the index, but at times the Fund may hold investments similar to the index.

**Sector:** Equity - Europe ex UK

**Performance**

**Discrete Performance - 12 months to 31/12/20**

	2020	2019	2018	2017	2016
Fund	-2.74	24.98	-15.81	11.41	3.57
Stock Sector Average	2.98	22.65	-13.35	13.47	4.14

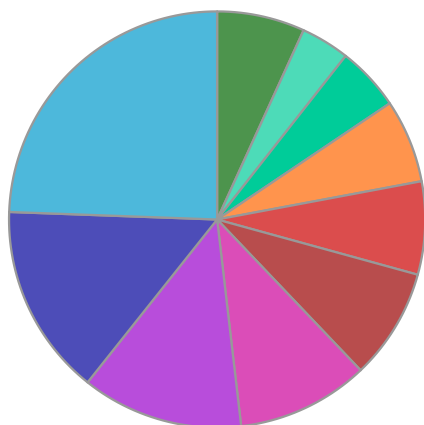
**Cumulative Performance to 30/06/21**

	1 Yr	2 Yrs	3 Yrs	4 Yrs	5 Yrs
Fund	32.60	26.54	27.44	27.44	58.07
Stock Sector Average	27.63	24.40	25.75	28.71	58.25

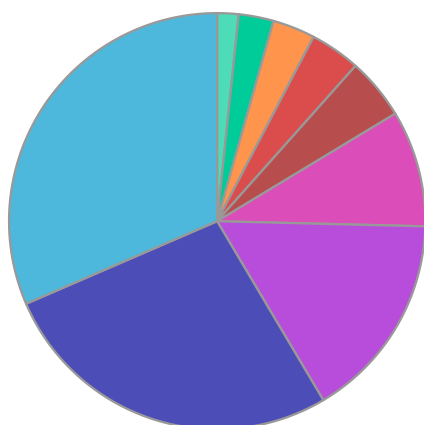
**Performance Analysis - Annualised 3 years**

	Growth Rate %	Volatility	Alpha	Beta	Sharpe
Fund	8.42	21.91	-0.62	1.21	0.22
Stock Sector Average	7.94	17.59	0.00	1.00	0.25

## Fund Composition



	(%)
Industrials	24.42
Financials	14.88
Consumer Discretionary	12.54
Information Technology	10.26
Materials	8.62
Health Care	7.22
Communications	6.48
Utilities	4.97
Energy	3.78
Others	6.82



	(%)
French Equities	31.49
German Equities	27.03
Dutch Equities	16.08
Italian Equities	9.04
UK Equities	4.77
Finnish Equities	3.91
Money Market	3.30
Austrian Equities	2.71
Irish Equities	1.66

## Largest Holdings

Holdings	(%)
PORSCHE AUTOMOBIL HLDG SE NON VTG PRF NPV	5.28
ASM INTERNATIONAL NV	4.48
DEUTSCHE POST AG	3.80
ENEL SPA	3.40
BNP PARIBAS SA	3.10

Holdings	(%)
AMUNDI	3.09
SANOFI	3.06
RELX NV	2.93
BRENNTAG SE	2.63
POSTE ITALIANE	2.62

\* Data supplied by fund managers regarding fixed interests funds may not specify yield type. As the provision of redemption yield is an FCA regulatory requirement Novia assumes these are used.

## Important Information

Performance details and yields are as at 30/06/2021. Performance figures are inclusive of net reinvested income. Source: FE. This document is designed only for professional investors and experienced advisers. The value of investments and the income gained may fluctuate. Investors may not get back the full amount invested. Past performance is not a guide to the future.