

## Man GLG Strategic Bond I D MO £

### Fund Information

**Sector**

Fixed Int - GBP Investment Grade

**Manager's Name**

Craig Veysey

**Date Manager Appointed**

Mar 2012

**Launch Date**

May 2014

**Fund Size (£m)**

£373.66

**Yield\*** (See page2)

6.02 %

**XD Dates**

Jul 01, Jun 01, May 04, Apr 01

**Last Distribution**

01/07/21 (XD Date)

09/07/21 (Pay Date)

0.00(Distribution)

**OCF**

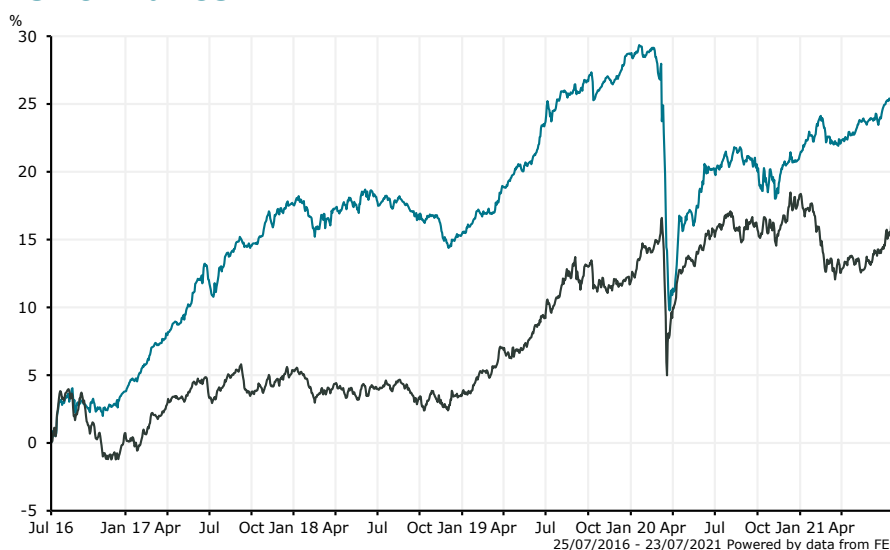
0.62 %

### Fund Aim

The Fund aims to achieve a total return for investors, with a monthly income and the potential for capital growth. The Fund will invest primarily in investment grade government and corporate bonds globally (which may be fixed or floating rate), cash and cash equivalents. In seeking to achieve its aim the Fund may use financial derivative instruments (i.e. instruments whose prices are dependent on one or more underlying assets).

**Sector:** Fixed Int - GBP Investment Grade

### Performance



■ Man GLG Strategic Bond I D MO £  
■ Fixed Int - GBP Investment Grade

**Morningstar Analyst Rating**

N/A

**FE Crown Rating**

**Discrete Performance - 12 months to 31/12/20**

	2020	2019	2018	2017	2016
Fund	-5.83	11.54	-1.91	13.29	10.09
Stock Sector Average	5.85	8.03	-1.82	4.61	9.14

**Cumulative Performance to 30/06/21**

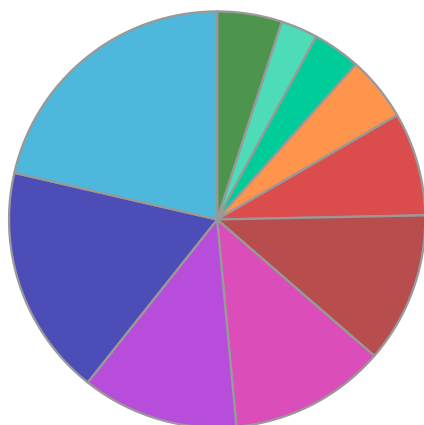
	1 Yr	2 Yrs	3 Yrs	4 Yrs	5 Yrs
Fund	3.70	0.92	5.75	11.28	27.95
Stock Sector Average	-1.04	4.80	10.08	10.66	16.08

**Performance Analysis - Annualised 3 years**

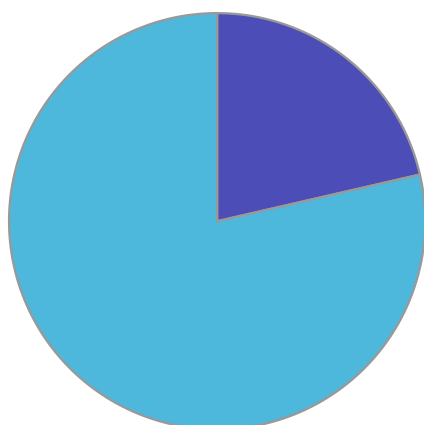
	Growth Rate %	Volatility	Alpha	Beta	Sharpe
Fund	1.88	8.71	-1.46	1.11	0.00
Stock Sector Average	3.25	5.46	0.00	1.00	0.00

Man GLG **Strategic Bond I D MO £**

**Fund Composition**



	(%)
Government Bonds	21.40
Banks	17.91
Consumer Goods	12.17
Insurance	12.15
Energy	11.69
Others	8.04
Communications	5.02
Basic Materials	3.72
Others	2.86
Others	5.04



	(%)
Global Fixed Interest	78.60
Global Government Fixed Interest	21.40

**Largest Holdings**

Holdings	(%)
AUSTRALIA (COMMONWEALTH BANK OF) 1% BDS 21/12/30 AUD1000	5.28
NWIDE 10 1/4 06/29/49 CCDS (29-JUN-2049 , 10.250%)	3.94
UNITED STATES OF AMER TREAS NOTES 2% NTS 15/02/50 USD100	3.90
AA BOND CO LTD UK BRANCH 6.269% BDS 31/07/25 GBP100000	3.76
DELL INTERNATIONAL LLC 8.35% BDS 15/07/46 USD2000	3.66

Holdings	(%)
UNITED STATES OF AMER TREAS NOTES 1.5% NTS 15/02/30 USD100	3.54
UNITED STATES OF AMER TREAS NOTES 2% NTS 31/05/24 USD100	3.41
SANUK 10 3/8 12/31/49	3.01
UNITED STATES OF AMER TREAS BILLS 1.75% BDS 15/11/29 USD100	2.94
COOPWH 11 12/20/25 (18-DEC-2025 , 11.000%)	2.86

\* Data supplied by fund managers regarding fixed interests funds may not specify yield type. As the provision of redemption yield is an FCA regulatory requirement Novia assumes these are used.

**Important Information**

Performance details and yields are as at 30/06/2021. Performance figures are inclusive of net reinvested income. Source: FE. This document is designed only for professional investors and experienced advisers. The value of investments and the income gained may fluctuate. Investors may not get back the full amount invested. Past performance is not a guide to the future.