

Guinness Gbl Innovators Y Acc GBP

Fund Information

Sector

Equity - International

Manager's Name

 Matthew Page
 Ian Mortimer

Date Manager Appointed

Oct 2014

Launch Date

Oct 2014

Fund Size(£m)

£727.70

Yield* (See page2)

0.00 %

XD Dates

Dec 27

Last Distribution

27/12/13 (XD Date)

27/12/13 (Pay Date)

0.03(Distribution)

OCF

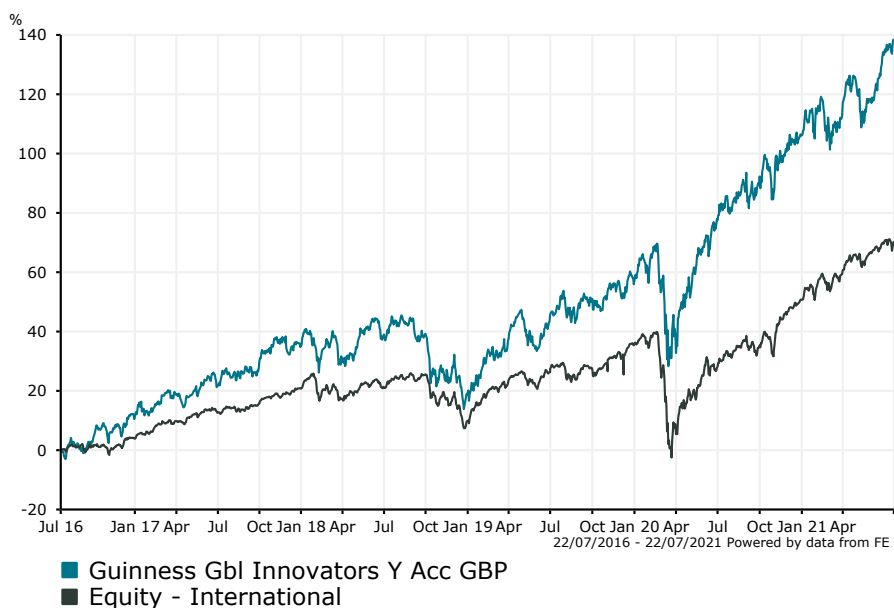
0.86 %

Fund Aim


The investment objective of the Fund is to provide investors with long-term capital appreciation. To do this the fund intends to invest primarily in a portfolio of global equities of companies that the Investment Manager deems to be innovative, being companies which create or embrace new technology, ideas and processes.

Sector: Equity - International

Performance



Morningstar Analyst Rating
N/A

FE Crown Rating


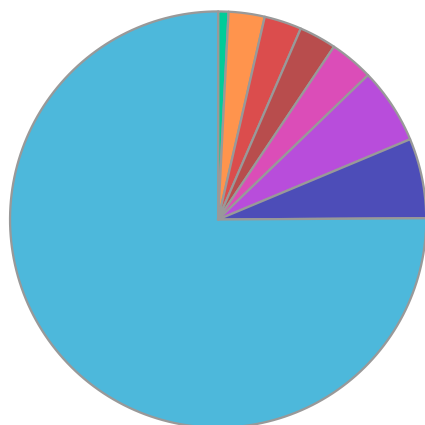
Discrete Performance - 12 months to 31/12/20					
	2020	2019	2018	2017	2016
Fund	32.09	31.31	-11.88	22.00	27.68
Stock Sector Average	11.40	23.18	-9.02	16.28	7.94

Cumulative Performance to 30/06/21					
	1 Yr	2 Yrs	3 Yrs	4 Yrs	5 Yrs
Fund	31.05	62.76	68.24	91.64	153.30
Stock Sector Average	32.72	34.29	39.75	50.61	76.24

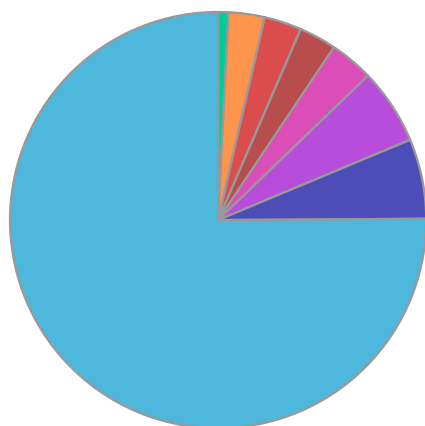
Performance Analysis - Annualised 3 years					
	Growth Rate %	Volatility	Alpha	Beta	Sharpe
Fund	18.93	17.32	7.12	0.97	0.89
Stock Sector Average	11.80	15.76	0.00	1.00	0.53

Guinness Gbl Innovators Y Acc GBP

Fund Composition



	(%)
US Equities	75.10
German Equities	6.20
Chinese Equities	5.90
Swiss Equities	3.40
French Equities	2.90
Taiwanese Equities	2.90
South Korean Equities	2.80
Money Market	0.80



	(%)
USA	75.10
Germany	6.20
China	5.90
Switzerland	3.40
France	2.90
Taiwan	2.90
Korea	2.80
Money Market	0.80

Largest Holdings

Holdings	(%)
FACEBOOK INC	4.00
ADOBE INC	3.70
APPLIED MATERIALS INC	3.70
ROPER TECHNOLOGIES INC	3.60
PAYPAL HLDGS INC	3.60

Holdings	(%)
CISCO SYSTEMS INC	3.50
ALPHABET INC	3.50
DANAHER CORP	3.40
LAM RESEARCH CORP	3.40
VISA INC	3.40

* Data supplied by fund managers regarding fixed interests funds may not specify yield type. As the provision of redemption yield is an FCA regulatory requirement Novia assumes these are used.

Important Information

Performance details and yields are as at 30/06/2021. Performance figures are inclusive of net reinvested income. Source: FE. This document is designed only for professional investors and experienced advisers. The value of investments and the income gained may fluctuate. Investors may not get back the full amount invested. Past performance is not a guide to the future.