

ASI UK Income Equity I Acc

Fund Information

Sector

IA UK Equity Income

Manager's Name

Charles Luke

Date Manager Appointed

Jan 2016

Launch Date

Nov 2003

Fund Size(£m)

£185.15

Yield* (See page2)

3.30 %

XD Dates

Feb 01, Aug 03

Last Distribution

01/02/21 (XD Date)

30/04/21 (Pay Date)

21.18(Distribution)

OCF

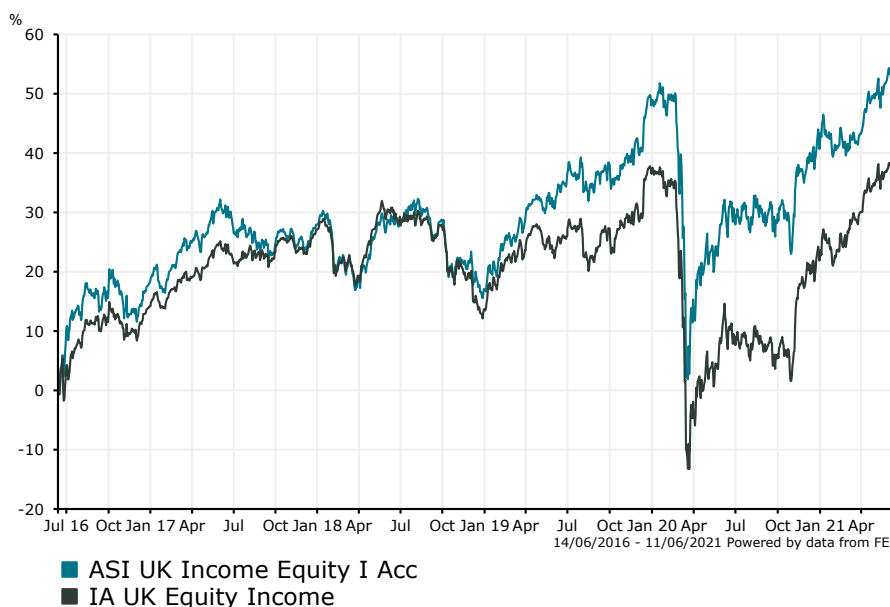
0.85 %

Fund Aim

To generate income and some capital over the long term (5 years or more) by investing in UK equities (company shares). Performance Target: To achieve the return of the FTSE All-Share Index plus 3% per annum over three years (before charges). The Performance Target is the level of performance that the management team hopes to achieve for the fund. There is however no certainty or promise that they will achieve the Performance Target. The ACD believes this is an appropriate target for the fund based on the investment policy of the fund and the constituents of the index.

Sector: IA UK Equity Income

Performance


Morningstar Analyst Rating

N/A

FE Crown Rating

Discrete Performance - 12 months to 31/12/20

	2020	2019	2018	2017	2016
Fund	-4.96	26.41	-8.46	8.33	14.43
Stock Sector Average	-10.73	20.07	-10.54	11.32	8.84

Cumulative Performance to 31/05/21

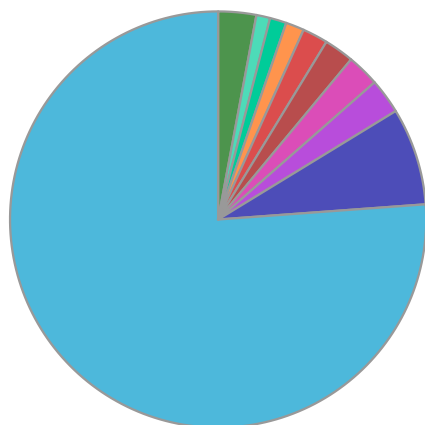
	1 Yr	2 Yrs	3 Yrs	4 Yrs	5 Yrs
Fund	19.49	16.45	19.78	16.53	47.59
Stock Sector Average	27.30	11.76	6.05	10.07	31.05

Performance Analysis - Annualised 3 years

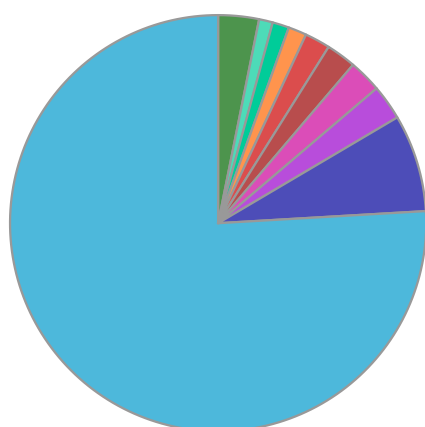
	Growth Rate %	Volatility	Alpha	Beta	Sharpe
Fund	6.20	15.21	4.34	0.79	0.18
Stock Sector Average	1.98	18.64	0.00	1.00	0.00

ASI UK Income Equity I Acc

Fund Composition



	(%)
UK Equities	76.15
Australian Equities	7.56
Russian Equities	2.73
Swiss Equities	2.51
French Equities	2.32
Norwegian Equities	1.97
Austrian Equities	1.43
German Equities	1.29
Finnish Equities	1.07
Others	2.95



	(%)
UK	75.92
Australia	7.56
Russia	2.73
Switzerland	2.55
France	2.32
Norway	1.97
Austria	1.42
Germany	1.29
Finland	1.07
Others	3.16

Largest Holdings

Holdings	(%)
ASTRAZENECA PLC	4.80
DIAGEO	4.70
RIO TINTO	4.00
BHP GROUP PLC	3.80
UNILEVER PLC	3.60

Holdings	(%)
RELX PLC	3.50
STANDARD CHARTERED	3.00
CLOSE BROS GROUP PLC	3.00
NATIONAL GRID	2.80
COCA-COLA H.B.COMP.SRBIA	2.70

* Data supplied by fund managers regarding fixed interests funds may not specify yield type. As the provision of redemption yield is an FCA regulatory requirement Novia assumes these are used.

Important Information

Performance details and yields are as at 31/05/2021. Performance figures are inclusive of net reinvested income. Source: FE. This document is designed only for professional investors and experienced advisers. The value of investments and the income gained may fluctuate. Investors may not get back the full amount invested. Past performance is not a guide to the future.