

iShares S&P 500£Hgd UETF £
Fund Information
Sector
Equity - USA

Manager's Name
BlackRock Advisors (UK) Limited

Date Manager Appointed
Feb 2013

Launch Date
Sep 2010

Fund Size(£m)
£646.66

Yield* (See page2)
0.00 %

XD Dates
N/A

Last Distribution
N/A (XD Date)
N/A (Pay Date)
N/A(Distribution)

OCF
0.20 %

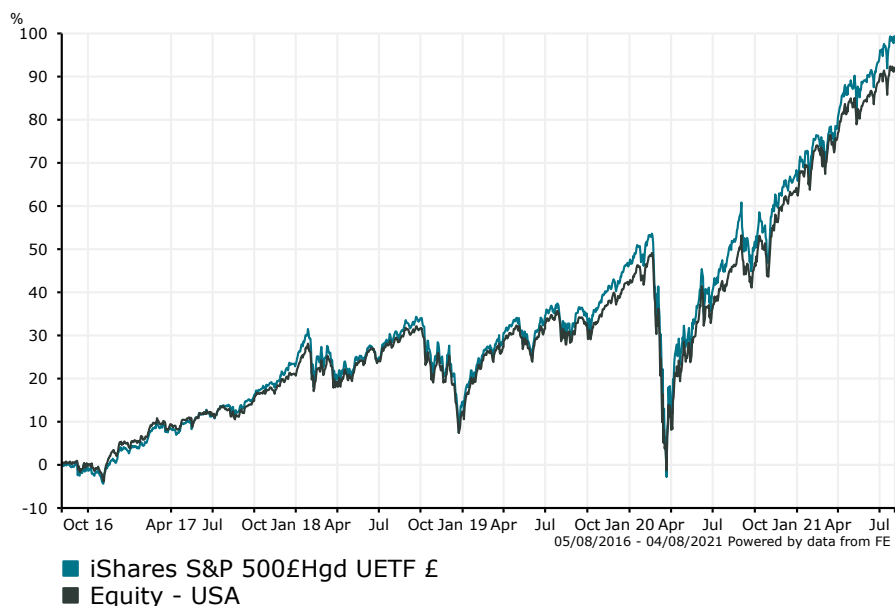
Morningstar Analyst Rating

N/A

FE Crown Rating
Fund Aim

The Fund aims to achieve a return on your investment, through a combination of capital growth and income on the Fund's assets, which reflects the return of S&P 500 GBP, the Fund's benchmark index (Index). The Index provides a return on the S&P 500 which measures the performance of the large-cap sector (i.e. leading companies with large market capitalisations) of the United States market. Market capitalisation is the share price multiplied by the number of shares issued. Companies are included in the Index based on a free float market capitalisation weighted basis. Free float means that only shares available to international investors, rather than all of a company's issued shares, are used to calculate the Index. The Index also uses one month foreign exchange (FX) forward contracts to hedge each non-Sterling currency in the Index back to Sterling in accordance with the S&P Hedged Indices methodology. Hedging reduces the effect of fluctuations in the exchange rates between the currencies of the equity securities (e.g. shares) that make up the Index and Sterling, the base currency of the Fund. The Fund aims to invest in equity securities (e.g. shares) that, so far as possible and practicable, make up the S&P 500, as well as FX forward contracts that, so far as possible and practicable, track the hedging methodology of the Index.

Sector: Equity - USA

Performance

Discrete Performance - 12 months to 31/12/20

	2020	2019	2018	2017	2016
Fund	15.00	27.75	-6.73	19.66	10.01
Stock Sector Average	15.77	26.37	-6.97	15.94	7.49

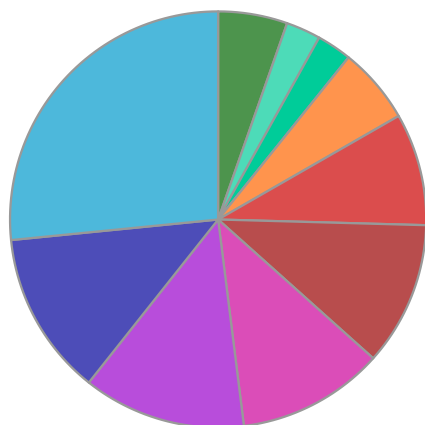
Cumulative Performance to 31/07/21

	1 Yr	2 Yrs	3 Yrs	4 Yrs	5 Yrs
Fund	34.81	46.42	53.59	74.63	99.07
Stock Sector Average	35.14	42.67	50.13	69.67	91.43

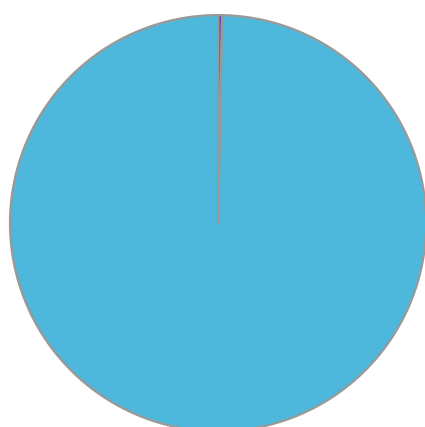
Performance Analysis - Annualised 3 years

	Growth Rate %	Volatility	Alpha	Beta	Sharpe
Fund	15.38	18.62	0.62	1.01	0.64
Stock Sector Average	14.50	18.23	0.00	1.00	0.60

Fund Composition



	(%)
Information Technology	26.57
Health Care	12.75
Consumer Discretionary	12.65
Financials	11.40
Communications	11.18
Industrials	8.72
Consumer Staples	5.93
Materials	2.71
Energy	2.69
Others	5.38



	(%)
US Equities	99.71
Forwards	0.31
Money Market	-0.04

Largest Holdings

Holdings	(%)
APPLE INC	5.85
MICROSOFT CORP	5.36
AMAZON.COM INC	4.18
FACEBOOK INC	2.20
ALPHABET INC	2.00

Holdings	(%)
ALPHABET INC	1.96
TESLA INC	1.54
BERKSHIRE HATHAWAY INC	1.48
JPMORGAN CHASE & CO	1.33
JOHNSON & JOHNSON	1.21

* Data supplied by fund managers regarding fixed interests funds may not specify yield type. As the provision of redemption yield is an FCA regulatory requirement Novia assumes these are used.

Important Information

Performance details and yields are as at 31/07/2021. Performance figures are inclusive of net reinvested income. Source: FE. This document is designed only for professional investors and experienced advisers. The value of investments and the income gained may fluctuate. Investors may not get back the full amount invested. Past performance is not a guide to the future.