

JPM Gbl Bd Opprt C Gr Acc

Fund Information

Sector

IA Sterling Strategic Bond

Manager's Name

Iain Stealey
Bob Michele
Lisa Coleman
Andrew Headley
Jeff Hutz

Date Manager Appointed

Jan 2015

Launch Date

Jan 2015

Fund Size (£m)

£226.52

Yield* (See page2)

2.96 %

XD Dates

Mar 01, Dec 01, Sep 01, Jun 01

Last Distribution

01/03/21 (XD Date)
28/05/21 (Pay Date)
0.74(Distribution)

OCF

0.65 %

Morningstar Analyst Rating

Bronze

FE Crown Rating

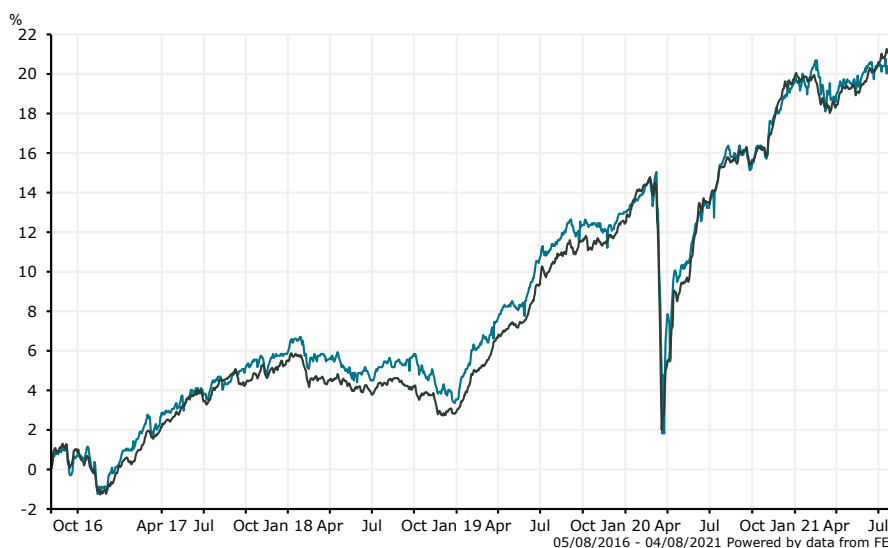


Fund Aim

To provide income and capital growth over the long-term (5-10 years) by investing opportunistically in an unconstrained global portfolio of debt securities and currencies, using derivatives as appropriate.

Sector: IA Sterling Strategic Bond

Performance



■ JPM Gbl Bd Opprt C Gr Acc
■ IA Sterling Strategic Bond

Discrete Performance - 12 months to 31/12/20

	2020	2019	2018	2017	2016
Fund	5.76	9.16	-2.17	5.54	7.34
Stock Sector Average	6.55	9.26	-2.49	5.31	7.33

Cumulative Performance to 31/07/21

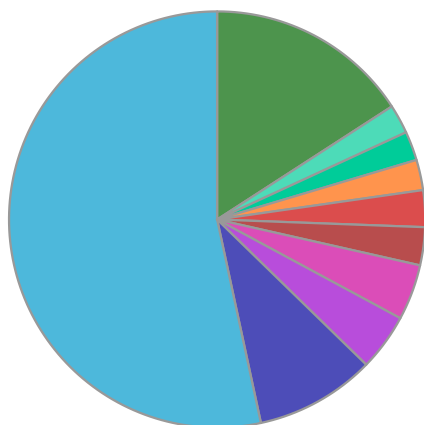
	1 Yr	2 Yrs	3 Yrs	4 Yrs	5 Yrs
Fund	4.14	8.26	14.26	15.20	20.73
Stock Sector Average	5.12	9.77	16.15	16.34	22.14

Performance Analysis - Annualised 3 years

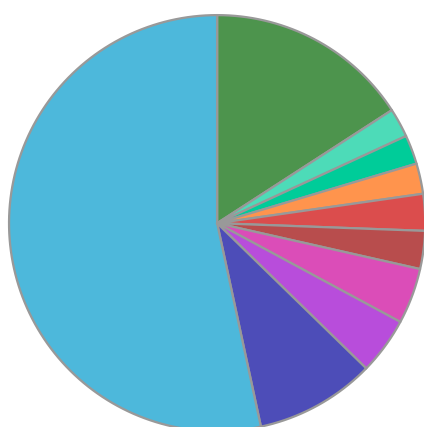
	Growth Rate %	Volatility	Alpha	Beta	Sharpe
Fund	4.54	4.46	0.82	0.72	0.23
Stock Sector Average	5.12	5.84	0.00	1.00	0.28

JPM Gbl Bd Opprt C Gr Acc

Fund Composition



	(%)
USA	53.38
Italy	9.34
UK	4.42
Others	4.33
France	2.95
China	2.85
Mexico	2.36
Germany	2.26
Luxembourg	2.26
Others	15.86



	(%)
US Fixed Interest	53.38
Italian Fixed Interest	9.34
UK Fixed Interest	4.42
Global Fixed Interest	4.33
French Fixed Interest	2.95
Chinese Fixed Interest	2.85
Mexican Fixed Interest	2.36
German Fixed Interest	2.26
Luxembourg Fixed Interest	2.26
Others	15.86

Largest Holdings

Holdings	(%)
UNITED STATES OF AMER TREAS NOTES 0.25% NTS 31/08/25 USD100	4.30
UNITED STATES OF AMER TREAS NOTES 0.5% TNT 28/02/26 USD100	3.70
GOVERNMENT OF CHINA 3.270% 19/11/30	2.30
ITALY(REPUBLIC OF) 0.95% BDS 15/09/27 EUR1000	1.80
ITALY(REPUBLIC OF) 0.25% BDS 15/03/28 EUR1000	1.60

Holdings	(%)
ITALY(REPUBLIC OF) 0.95% BDS 01/12/31 EUR1000	1.40
ITALY(REPUBLIC OF) 0.95% BDS 01/03/23 EUR1000	1.30
SOUTH AFRICA(REPUBLIC OF) 8.875% NTS 28/02/35 ZAR1	0.80
INDONESIA GOVERNMENT INTERNATIONAL 7.5% BDS 15/04/40 IDR1000000	0.60
SOUTH AFRICA(REPUBLIC OF) 7% BDS 28/02/31 ZAR1	0.40

* Data supplied by fund managers regarding fixed interests funds may not specify yield type. As the provision of redemption yield is an FCA regulatory requirement Novia assumes these are used.

Important Information

Performance details and yields are as at 31/07/2021. Performance figures are inclusive of net reinvested income. Source: FE. This document is designed only for professional investors and experienced advisers. The value of investments and the income gained may fluctuate. Investors may not get back the full amount invested. Past performance is not a guide to the future.