

ASI Divfd Core Gth I Acc

Fund Information

Sector
IA Unclassified

Manager's Name
Diversified Assets Team

Date Manager Appointed
Mar 2018

Launch Date
Apr 2015

Fund Size(£m)
£133.08

Yield* (See page2)
1.60 %

XD Dates
Nov 02

Last Distribution
02/11/20 (XD Date)
31/12/20 (Pay Date)
1.98(Distribution)

OCF
0.45 %

Morningstar Analyst Rating

N/A

FE Crown Rating

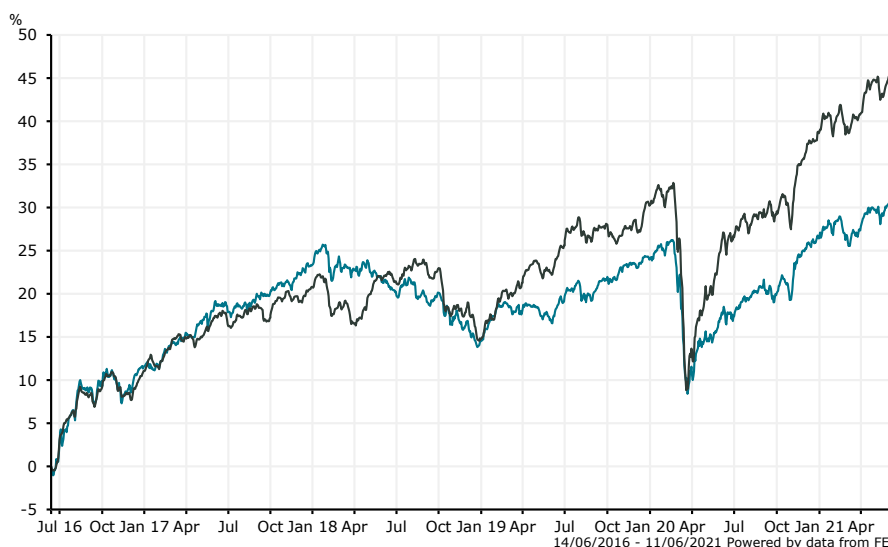


Fund Aim

To generate a positive return through capital growth and some income over the long term (a period of 5 years or more) by investing in a globally diversified portfolio of assets. Invested capital is however at risk and there is no guarantee that the objective will be attained over any time period. Performance Target: To exceed the return on cash deposits (as currently measured by 1 Month GBP LIBOR) by 4.5% per annum over rolling five year periods (before charges). The Performance Target is the level of performance the management team hopes to achieve for the fund. There is however no certainty or promise that they will achieve the Performance Target. The Performance Target has been chosen as a proxy for the return on cash deposits.

Sector: IA Unclassified

Performance



■ ASI Divfd Core Gth I Acc
■ IA Unclassified

Discrete Performance - 12 months to 31/12/20

	2020	2019	2018	2017	2016
Fund	1.98	8.26	-7.13	10.53	14.06
Stock Sector Average	6.45	13.50	-5.04	8.78	12.56

Cumulative Performance to 31/05/21

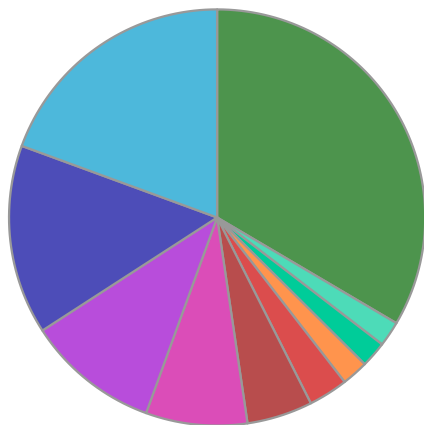
	1 Yr	2 Yrs	3 Yrs	4 Yrs	5 Yrs
Fund	11.61	11.44	7.30	10.32	30.80
Stock Sector Average	16.10	18.28	18.96	23.54	45.02

Performance Analysis - Annualised 3 years

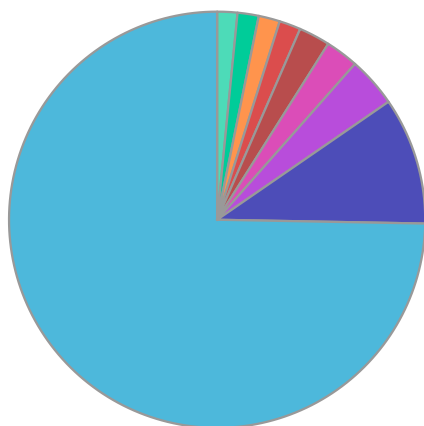
	Growth Rate %	Volatility	Alpha	Beta	Sharpe
Fund	2.38	7.33	-1.76	0.70	0.00
Stock Sector Average	5.96	9.64	0.00	1.00	0.26

ASI Divfd Core Gth I Acc

Fund Composition



	(%)
US Equities	19.41
UK Fixed Interest	14.73
Money Market	10.32
Irish Fixed Interest	7.88
UK Property	5.10
Global Fixed Interest	3.06
Japanese Equities	2.05
Chinese Government Fixed Interest	2.02
Indonesian Government Fixed Interest	1.96
Others	33.48



	(%)
UK	89.09
Ireland	11.79
Japan	4.62
International	3.06
China	2.90
Mexico	1.99
Germany	1.97
Indonesia	1.96
Brazil	1.87
Others	-19.24

Largest Holdings

Holdings	(%)
ASI TARGET RETURN BOND FUND	14.70
ASI GLOBAL REIT TRACKER	5.30
SLI GLOBAL HIGH YIELD BOND FUND	3.00
CVC CORDATUS LOAN FUND XIX DAC FRN 23/12/33 EUR100000REG S	1.70
APPLE INC	1.20

Holdings	(%)
MICROSOFT CORP	1.00
COLD FINANCE FRN 20/08/29	1.00
STRATTON MORTGAGE FUNDING PLC FRN 12/03/52 USD100000REG S A	0.90
TAURUS CMBS FRN 22/12/30	0.90
PROVIDUS CLO FRN 20/04/34	0.90

* Data supplied by fund managers regarding fixed interests funds may not specify yield type. As the provision of redemption yield is an FCA regulatory requirement Novia assumes these are used.

Important Information

Performance details and yields are as at 31/05/2021. Performance figures are inclusive of net reinvested income. Source: FE. This document is designed only for professional investors and experienced advisers. The value of investments and the income gained may fluctuate. Investors may not get back the full amount invested. Past performance is not a guide to the future.