

LF Gresham House UK Micro Cap C Acc

Fund Information

Sector
IA UK Smaller Companies

Manager's Name
Ken Wotton

Date Manager Appointed
May 2009

Launch Date
Feb 2015

Fund Size (£m)
£324.13

Yield* (See page2)
0.00 %

XD Dates
Jan 04, Jul 01

Last Distribution
04/01/21 (XD Date)
30/04/21 (Pay Date)
0.00(Distribution)

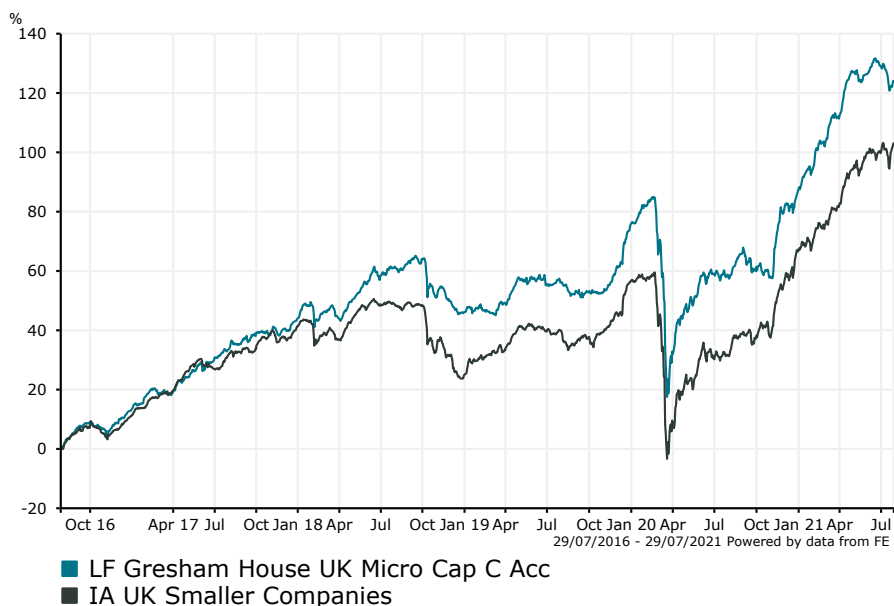
OCF
0.98 %

Fund Aim

To achieve capital growth over any five year period, after all costs and charges have been taken. Capital invested is at risk and there is no guarantee the objective will be achieved over any time period. 70% of the fund is invested in the shares of UK companies.

Sector: IA UK Smaller Companies

Performance



Morningstar Analyst Rating

N/A

FE Crown Rating



Discrete Performance - 12 months to 31/12/20

	2020	2019	2018	2017	2016
Fund	6.49	20.38	1.47	27.33	4.61
Stock Sector Average	6.48	25.34	-11.70	27.18	8.05

Cumulative Performance to 30/06/21

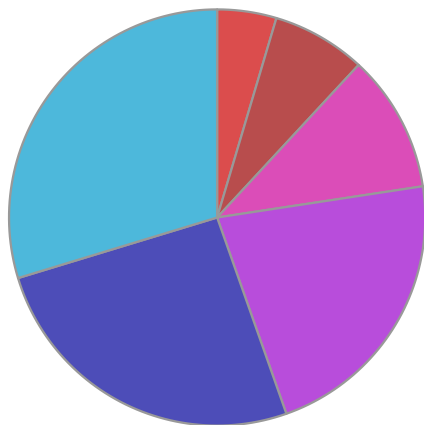
	1 Yr	2 Yrs	3 Yrs	4 Yrs	5 Yrs
Fund	44.19	47.71	44.88	76.26	135.95
Stock Sector Average	53.07	43.05	34.21	57.28	114.42

Performance Analysis - Annualised 3 years

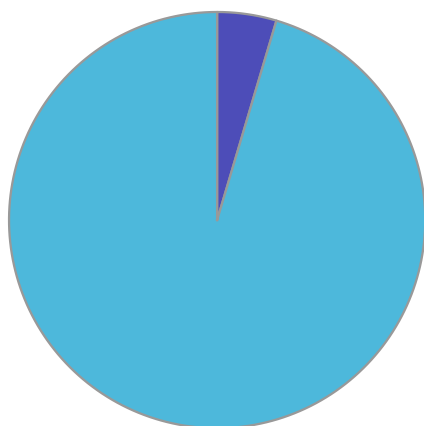
	Growth Rate %	Volatility	Alpha	Beta	Sharpe
Fund	13.15	20.21	3.59	0.89	0.48
Stock Sector Average	10.30	21.87	0.00	1.00	0.31

LF Gresham House UK Micro Cap C Acc

Fund Composition



	(%)
Business Services	29.70
Financials	25.70
Consumer Goods	22.00
Telecom, Media & Technology	10.70
Health Care	7.30
Money Market	4.60



	(%)
UK Equities	95.40
Money Market	4.60

Largest Holdings

Holdings	(%)
MATTIOLI WOODS	4.40
ALPHA FINANCIAL MARKETS CONSULTING	3.90
INSPIRED PLC	3.50
XPS PENSIONS GROUP PLC ORD GBP0.0005	3.50
LOUNGERS PLC	3.00

Holdings	(%)
FINTEL PLC	2.90
ELIXIRR INTERNATIONAL PLC	2.90
STAFFLINE GROUP PLC	2.70
INSTEM PLC	2.70
KOOTH PLC	2.70

* Data supplied by fund managers regarding fixed interests funds may not specify yield type. As the provision of redemption yield is an FCA regulatory requirement Novia assumes these are used.

Important Information

Performance details and yields are as at 30/06/2021. Performance figures are inclusive of net reinvested income. Source: FE. This document is designed only for professional investors and experienced advisers. The value of investments and the income gained may fluctuate. Investors may not get back the full amount invested. Past performance is not a guide to the future.