

Guinness Gbl Eq Inc Y Acc GBP

Fund Information

Sector

Equity - International

Manager's Name

Matthew Page
Ian Mortimer

Date Manager Appointed

Dec 2010

Launch Date

Mar 2015

Fund Size (£m)

£2126.13

Yield* (See page2)

0.00 %

XD Dates

Jan 02, Jul 01

Last Distribution

02/01/15 (XD Date)

16/01/15 (Pay Date)

0.13(Distribution)

OCF

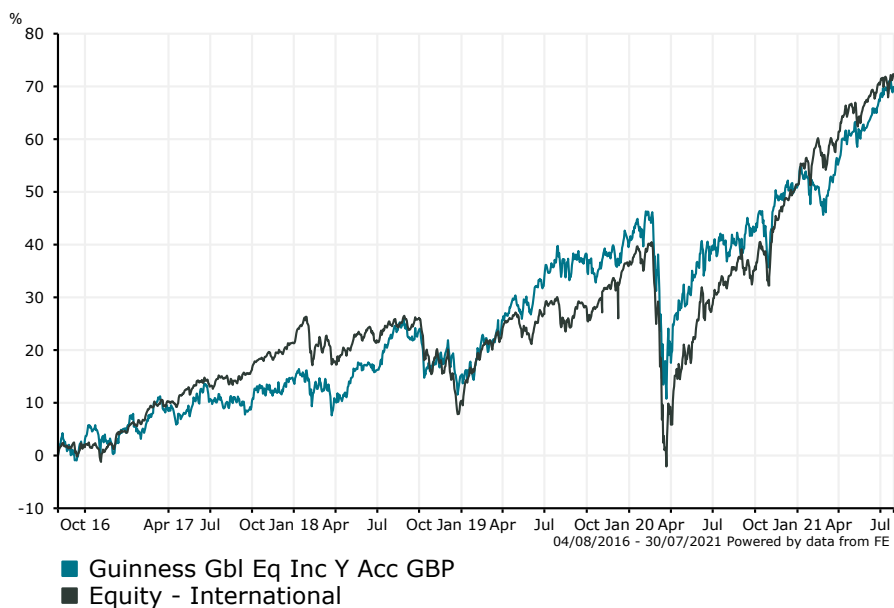
0.82 %

Fund Aim

The investment objective of the Fund is to provide investors with both income and long-term capital appreciation. To do this the fund invests in the shares of a range of companies around the world which are expected to provide a higher than average income.

Sector: Equity - International

Performance



Morningstar Analyst Rating
N/A

FE Crown Rating
★★★★★

Discrete Performance - 12 months to 31/12/20

	2020	2019	2018	2017	2016
Fund	8.07	21.17	0.73	9.60	26.89
Stock Sector Average	11.40	23.18	-9.02	16.28	7.94

Cumulative Performance to 31/07/21

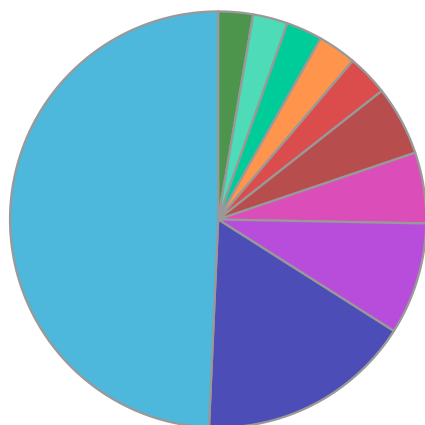
	1 Yr	2 Yrs	3 Yrs	4 Yrs	5 Yrs
Fund	24.32	23.46	38.36	55.87	71.21
Stock Sector Average	30.60	33.32	37.76	50.08	70.62

Performance Analysis - Annualised 3 years

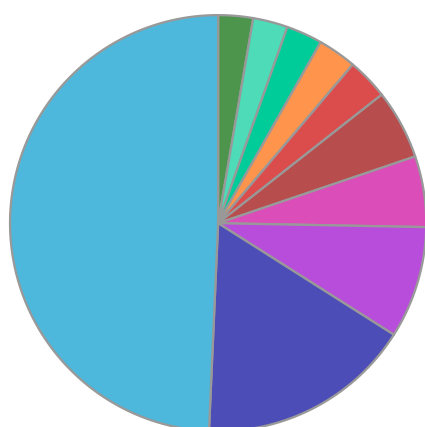
	Growth Rate %	Volatility	Alpha	Beta	Sharpe
Fund	11.43	12.97	3.36	0.70	0.61
Stock Sector Average	11.27	15.74	0.00	1.00	0.49

Guinness Gbl Eq Inc Y Acc GBP

Fund Composition



	(%)
US Equities	49.30
UK Equities	16.70
Swiss Equities	8.70
French Equities	5.50
German Equities	5.40
Chinese Equities	3.20
Australian Equities	3.00
Danish Equities	2.80
Money Market	2.70
Taiwanese Equities	2.70



	(%)
USA	49.30
UK	16.70
Switzerland	8.70
France	5.50
Germany	5.40
China	3.20
Australia	3.00
Denmark	2.80
Money Market	2.70
Taiwan	2.70

Largest Holdings

Holdings	(%)
IMPERIAL BRANDS PLC	3.20
ANTA SPORTS PRODUCTS	3.20
PAYCHEX INC	3.00
SONIC HEALTHCARE LTD	3.00
EATON CORP PLC	3.00

Holdings	(%)
ROCHE HLDG AG	3.00
DEUTSCHE BORSE AG	2.90
ABB LTD	2.90
MICROSOFT CORP	2.90
OTIS WORLDWIDE CORP	2.90

* Data supplied by fund managers regarding fixed interests funds may not specify yield type. As the provision of redemption yield is an FCA regulatory requirement Novia assumes these are used.

Important Information

Performance details and yields are as at 31/07/2021. Performance figures are inclusive of net reinvested income. Source: FE. This document is designed only for professional investors and experienced advisers. The value of investments and the income gained may fluctuate. Investors may not get back the full amount invested. Past performance is not a guide to the future.