

JPM UK Equity Plus C Inc

Fund Information

Sector

IA UK All Companies

Manager's Name

James Illsley
Nicholas Horne
Callum Abbot
Anthony Lynch

Date Manager Appointed

Sep 2015

Launch Date

Sep 2015

Fund Size (£m)

£120.80

Yield* (See page2)

1.92 %

XD Dates

Dec 01

Last Distribution

01/12/20 (XD Date)
26/02/21 (Pay Date)
2.75(Distribution)

OCF

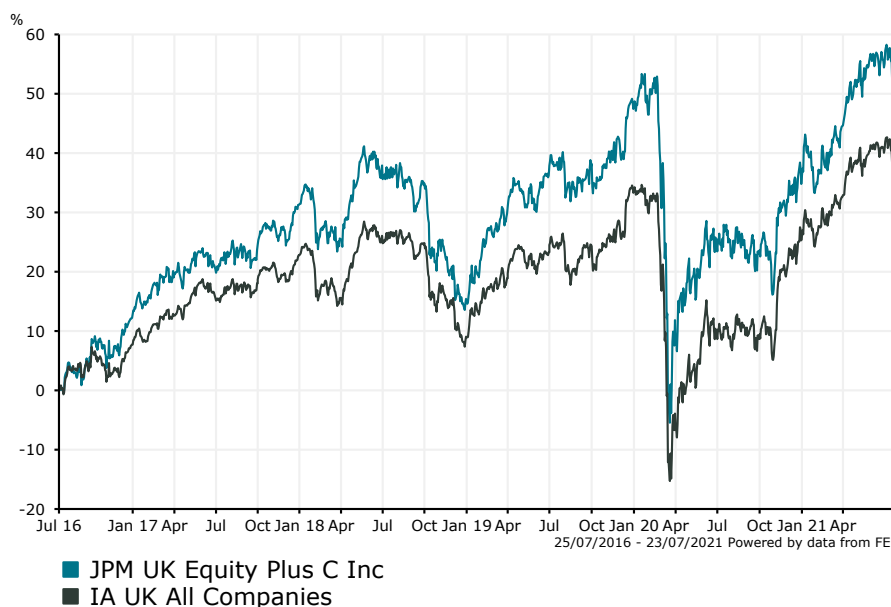
0.82 %

Fund Aim

To provide capital growth over the long-term (5-10 years) through exposure to UK companies by direct investments in securities of such companies and through the use of derivatives.

Sector: IA UK All Companies

Performance



Discrete Performance - 12 months to 31/12/20

	2020	2019	2018	2017	2016
Fund	-8.58	27.74	-12.06	16.97	12.98
Stock Sector Average	-6.01	22.24	-11.19	13.99	10.82

Cumulative Performance to 30/06/21

	1 Yr	2 Yrs	3 Yrs	4 Yrs	5 Yrs
Fund	23.94	13.36	11.97	28.24	62.86
Stock Sector Average	27.66	13.58	11.10	21.18	48.48

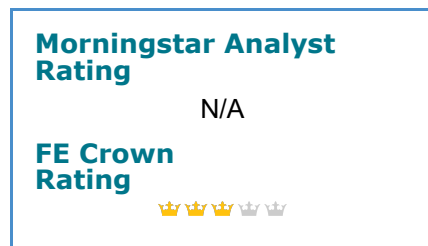
Performance Analysis - Annualised 3 years

	Growth Rate %	Volatility	Alpha	Beta	Sharpe
Fund	3.84	17.62	0.52	0.91	0.02
Stock Sector Average	3.57	18.73	0.00	1.00	0.00

Morningstar Analyst Rating

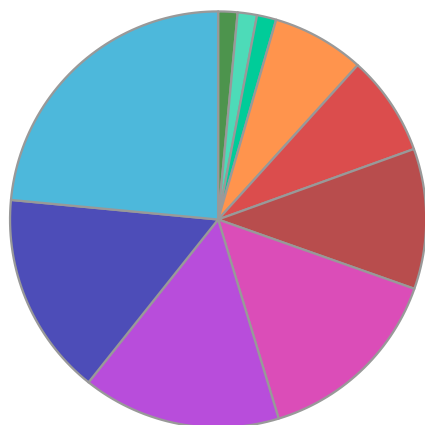
N/A

FE Crown Rating

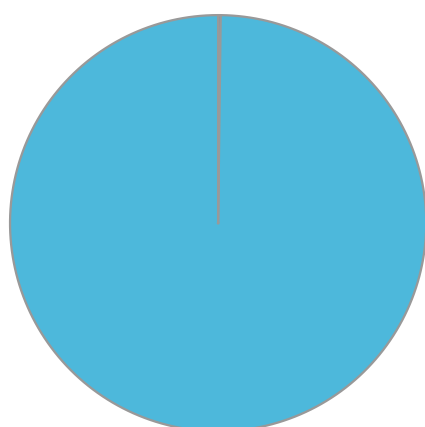


JPM UK Equity Plus C Inc

Fund Composition



	(%)
Financials	23.50
Consumer Discretionary	15.80
Materials	15.40
Industrials	14.90
Consumer Staples	10.90
Health Care	7.80
Energy	7.20
Information Technology	1.50
Utilities	1.50
Others	1.50



	(%)
UK Equities	99.80
Money Market	0.20

Largest Holdings

Holdings	(%)
ASTRAZENECA PLC	5.50
ROYAL DUTCH SHELL PLC	5.10
UNILEVER PLC	3.40
RIO TINTO	3.00
HSBC HLDGS	2.80

Holdings	(%)
BP	2.80
PRUDENTIAL PLC	2.70
ANGLO AMERICAN	2.60
BARCLAYS PLC	2.40
BHP GROUP LTD	2.00

* Data supplied by fund managers regarding fixed interests funds may not specify yield type. As the provision of redemption yield is an FCA regulatory requirement Novia assumes these are used.

Important Information

Performance details and yields are as at 30/06/2021. Performance figures are inclusive of net reinvested income. Source: FE. This document is designed only for professional investors and experienced advisers. The value of investments and the income gained may fluctuate. Investors may not get back the full amount invested. Past performance is not a guide to the future.