

ASI Stg Inftn-Linked Bd I Inc

Fund Information

Sector
IA UK Gilts

Manager's Name
Tom Walker

Date Manager Appointed
Aug 2018

Launch Date
Jul 2015

Fund Size (£m)
£45.12

Yield* (See page2)
0.60 %

XD Dates
Feb 01, Aug 03

Last Distribution
01/02/21 (XD Date)
30/04/21 (Pay Date)
0.43(Distribution)

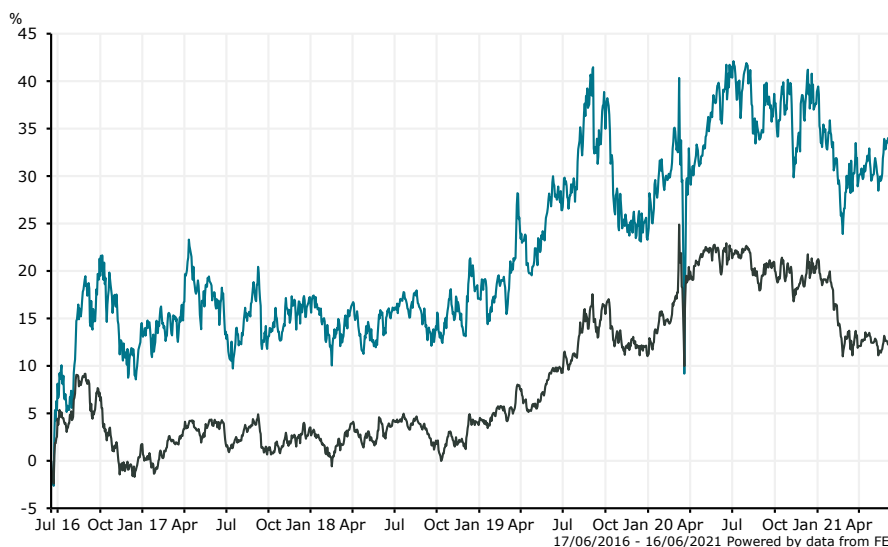
OCF
0.50 %

Fund Aim

To generate income and some growth over the long term (5 years or more) by investing in UK Government inflation-linked bonds. Performance Target: To achieve the return of the FTSE Actuaries UK Index Linked Gilts Over 5 years Index plus 0.5% per annum (before charges). The Performance Target is the level of performance that the management team hopes to achieve for the fund. There is however no certainty or promise that they will achieve the Performance Target. The ACD believes this is an appropriate target for the fund based on the investment policy of the fund and the constituents of the index.

Sector: IA UK Gilts

Performance



■ ASI Stg Inftn-Linked Bd I Inc
■ IA UK Gilts

Morningstar Analyst Rating

N/A

FE Crown Rating



Discrete Performance - 12 months to 31/12/20

	2020	2019	2018	2017	2016
Fund	12.65	5.29	-0.14	2.39	25.97
Stock Sector Average	9.01	7.00	0.25	1.72	11.06

Cumulative Performance to 31/05/21

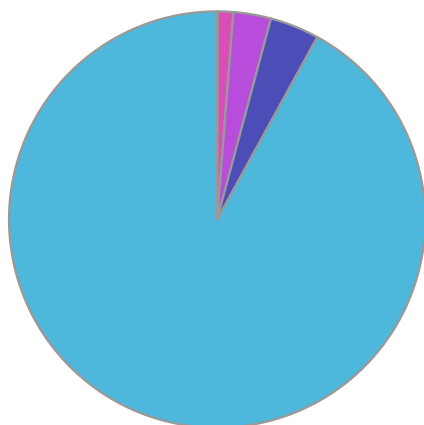
	1 Yr	2 Yrs	3 Yrs	4 Yrs	5 Yrs
Fund	-4.80	3.62	14.61	12.11	39.11
Stock Sector Average	-7.99	3.22	7.85	7.94	16.64

Performance Analysis - Annualised 3 years

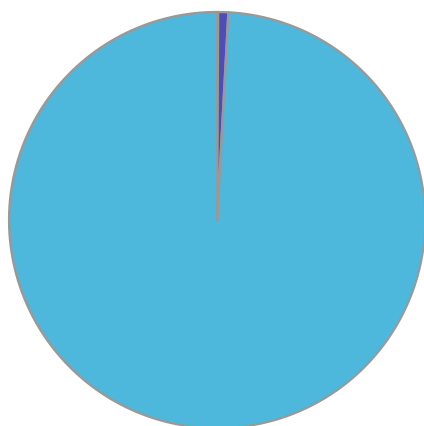
	Growth Rate %	Volatility	Alpha	Beta	Sharpe
Fund	4.65	12.84	1.21	1.49	0.09
Stock Sector Average	2.55	7.42	0.00	1.00	0.00

ASI Stg Inftn-Linked Bd I Inc

Fund Composition



	(%)
UK Index-Linked Gilts	94.46
Cash & Cash Equivalents	3.93
Global Index Linked	3.00
UK Gilts	1.23
Foreign Exchange	0.05
Alternative Investment Strategies	-0.09
Futures	-2.58



	(%)
UK	100.08
Germany	0.79
Australia	0.08
Sweden	0.00
New Zealand	-0.03
USA	-0.05
Eurozone	-0.87

Largest Holdings

Holdings	(%)
HM TREASURY UNITED KINGDOM DMO 1.25% IDX LKD GILT 22/11/32 GBP0.01	6.90
HM TREASURY UNITED KINGDOM DMO 0.125% GILT 22/03/68 GBP0.01	6.80
HM TREASURY UNITED KINGDOM DMO 0.625% IDX LKD GILT 22/11/42 GBP0.01	6.50
HM TREASURY UNITED KINGDOM DMO 0.625% IDX LKD GILT 22/3/40 GBP0.01	6.40
HM TREASURY UNITED KINGDOM DMO 1.25% IDX-LKD GILT 22/11/55 GBP0.01	6.10

Holdings	(%)
HM TREASURY UNITED KINGDOM DMO 0.375% IDX-LKD GILT 22/03/62 GBP	5.90
HM TREASURY UNITED KINGDOM DMO 0.25% IDX LKD GILT 22/3/52 GBP0.01	5.00
HM TREASURY UNITED KINGDOM DMO 0.125% IDX-LKD TRSY GILT 10/08/48 GBP	5.00
UK TREASURY 0.5% 22/03/50 INDX LKD 3MO GBP	4.90
UK TREASURY 1.125% 22/11/37 INDX LKD 3MO GBP	4.70

* Data supplied by fund managers regarding fixed interests funds may not specify yield type. As the provision of redemption yield is an FCA regulatory requirement Novia assumes these are used.

Important Information

Performance details and yields are as at 31/05/2021. Performance figures are inclusive of net reinvested income. Source: FE. This document is designed only for professional investors and experienced advisers. The value of investments and the income gained may fluctuate. Investors may not get back the full amount invested. Past performance is not a guide to the future.