

ASI Corporate Bond I Acc

Fund Information

Sector

IA Sterling Corporate Bond

Manager's Name

 Roger Webb
 Luke Hickmore

Date Manager Appointed

Jul 2015

Launch Date

Jul 2015

Fund Size (£m)

£187.31

Yield* (See page2)

2.70 %

XD Dates

Feb 01, Nov 02, Aug 03, May 01

Last Distribution

01/02/21 (XD Date)

30/04/21 (Pay Date)

1.29(Distribution)

OCF

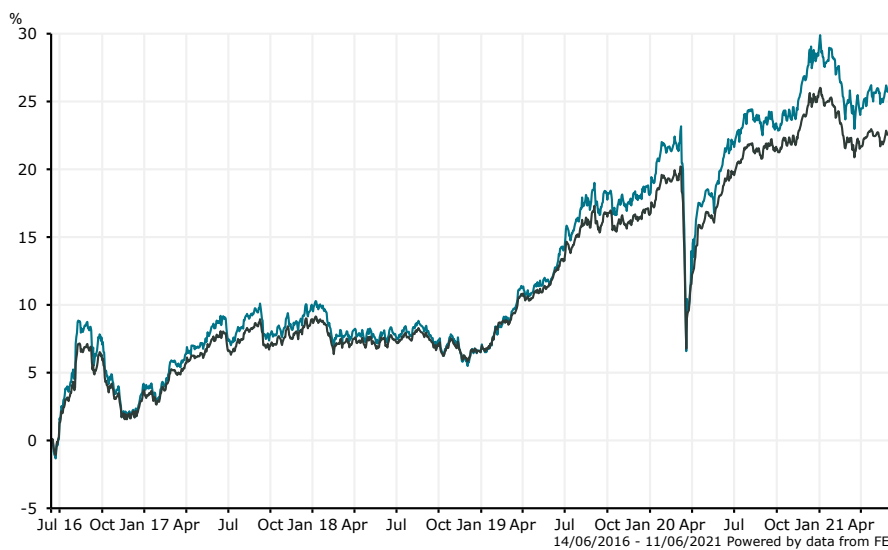
0.62 %

Fund Aim

To generate income and some growth over the long term (5 years or more) by investing in Sterling denominated investment grade corporate bonds. Performance Target: To achieve the return of the iBoxx Sterling Collateralized & Corporates Index plus 1% per annum (before charges). The Performance Target is the level of performance that the management team hopes to achieve for the fund. There is however no certainty or promise that they will achieve the Performance Target. The ACD believes this is an appropriate target for the fund based on the investment policy of the fund and the constituents of the index.

Sector: IA Sterling Corporate Bond

Performance



■ ASI Corporate Bond I Acc
 ■ IA Sterling Corporate Bond

Morningstar Analyst Rating

N/A

FE Crown Rating

Discrete Performance - 12 months to 31/12/20

	2020	2019	2018	2017	2016
Fund	9.11	10.89	-3.20	5.59	10.03
Stock Sector Average	7.77	9.49	-2.22	5.06	9.08

Cumulative Performance to 31/05/21

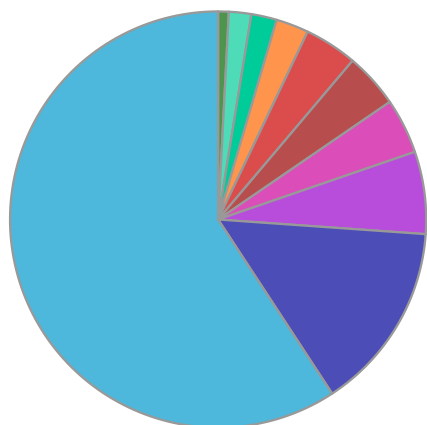
	1 Yr	2 Yrs	3 Yrs	4 Yrs	5 Yrs
Fund	4.91	12.34	16.54	15.75	28.18
Stock Sector Average	3.84	9.67	13.99	13.83	24.62

Performance Analysis - Annualised 3 years

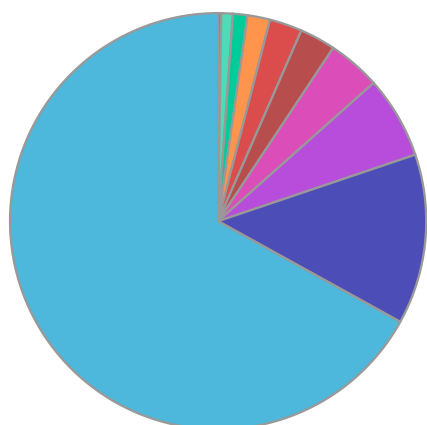
	Growth Rate %	Volatility	Alpha	Beta	Sharpe
Fund	5.23	6.27	0.55	1.05	0.28
Stock Sector Average	4.46	5.86	0.00	1.00	0.16

ASI Corporate Bond I Acc

Fund Composition



	(%)
UK Corporate Fixed Interest	59.23
US Corporate Fixed Interest	14.65
Global Fixed Interest	6.39
Futures	4.29
Money Market	4.26
French Corporate Fixed Interest	4.10
Italian Corporate Fixed Interest	2.54
Australian Corporate Fixed Interest	1.98
Swiss Corporate Fixed Interest	1.74
Others	0.82



	(%)
UK	66.96
USA	13.21
International	6.39
France	4.10
Australia	2.78
Italy	2.54
Switzerland	1.74
Singapore	1.13
Spain	0.90
Others	0.24

Largest Holdings

Holdings	(%)
NEXT GROUP PLC 4.375% BDS 02/10/26 GBP1000000	1.80
BHP BILLITON FINANCE 6.5% SUB NC7 RST NTS 22/10/77 GBP100000	1.80
HSBC HLDGS 2.256% RESET NTS 13/11/26 GBP1000	1.70
ATHENE GBL FUNDING 1.75% 24/11/27 GBP	1.70
CPUK FINANCE 3.69% 28/08/28	1.70

Holdings	(%)
TESCO PROPERTY FINANCE 3 PLC 5.744% BDS 13/04/40 GBP1000	1.60
NGG FINANCE 5.625% RESET CAP SEC 18/06/73 GBP100000	1.60
DIGITAL STOUT HLDGS LLC 3.75% BDS 17/10/30 GBP 100000	1.60
LLOYDS BANKING GROUP PLC 2.707% DTD SUB RST NT 03/12/35 GBP100000	1.60
DEUTSCHE BANK 1.875% FRN 22/12/28 E	1.60

* Data supplied by fund managers regarding fixed interests funds may not specify yield type. As the provision of redemption yield is an FCA regulatory requirement Novia assumes these are used.

Important Information

Performance details and yields are as at 31/05/2021. Performance figures are inclusive of net reinvested income. Source: FE. This document is designed only for professional investors and experienced advisers. The value of investments and the income gained may fluctuate. Investors may not get back the full amount invested. Past performance is not a guide to the future.