

ASI Sterling Bond I Inc

Fund Information

Sector

IA Sterling Strategic Bond

Manager's Name

Roger Webb

Date Manager Appointed

Jul 2015

Launch Date

Jul 2015

Fund Size(£m)

£147.88

Yield* (See page2)

0.70 %

XD Dates

Feb 01, Aug 03

Last Distribution

01/02/21 (XD Date)

30/04/21 (Pay Date)

0.42(Distribution)

OCF

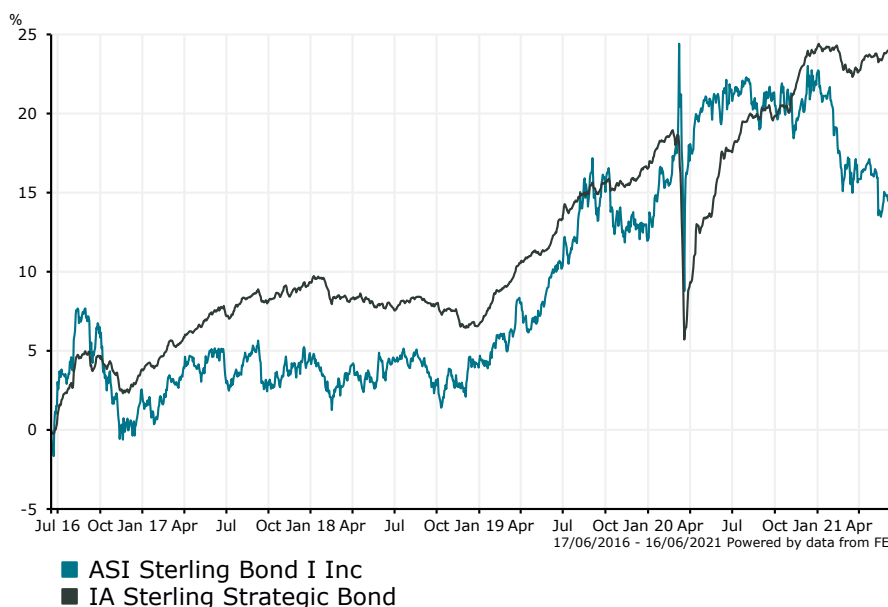
0.61 %

Fund Aim

To generate income and some growth over the long term (5 years or more) by investing in Sterling-denominated bonds. Performance Target: To achieve the return of the iBoxx Sterling Overall Index plus 1% per annum (before charges). The Performance Target is the level of performance that the management team hopes to achieve for the fund. There is however no certainty or promise that they will achieve the Performance Target. The ACD believes this is an appropriate target for the fund based on the investment policy of the fund and the constituents of the index.

Sector: IA Sterling Strategic Bond

Performance


Morningstar Analyst Rating

N/A

FE Crown Rating

Discrete Performance - 12 months to 31/12/20

	2020	2019	2018	2017	2016
Fund	9.43	7.71	-0.88	2.24	9.33
Stock Sector Average	6.55	9.26	-2.49	5.31	7.33

Cumulative Performance to 31/05/21

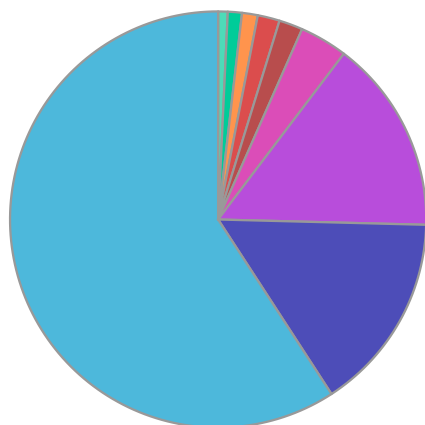
	1 Yr	2 Yrs	3 Yrs	4 Yrs	5 Yrs
Fund	-5.24	4.79	9.78	9.23	17.45
Stock Sector Average	6.85	10.95	14.71	15.24	24.68

Performance Analysis - Annualised 3 years

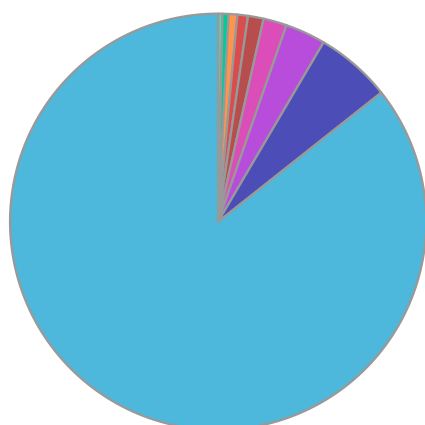
	Growth Rate %	Volatility	Alpha	Beta	Sharpe
Fund	3.16	6.09	1.46	0.39	0.00
Stock Sector Average	4.68	5.85	0.00	1.00	0.20

ASI Sterling Bond I Inc

Fund Composition



	(%)
UK Gilts	65.40
Cash & Cash Equivalents	17.05
UK Corporate Fixed Interest	16.66
US Corporate Fixed Interest	4.11
German Corporate Fixed Interest	2.04
French Corporate Fixed Interest	1.89
Australian Government Fixed Interest	1.35
Dutch Corporate Fixed Interest	1.21
Australian Corporate Fixed Interest	0.82
Others	-10.54



	(%)
UK	89.10
Germany	6.12
USA	3.26
France	1.89
Netherlands	1.26
Australia	0.85
Italy	0.70
Switzerland	0.49
International	0.35
Others	-4.02

Largest Holdings

Holdings	(%)
HM TREASURY UNITED KINGDOM DMO 0.25% TREASURY GILT 31/07/31 GBP0.01	7.40
HM TREASURY UNITED KINGDOM DMO 0.375% TREASURY GILT 22/10/30 GBP	5.30
HM TREASURY UNITED KINGDOM DMO 1.75% GILT 22/07/57 GBP0.01	3.20
UK (GOVT OF) 1.25% 22/07/27 GBP	3.10
UK (GOVT OF) 0.5% 22/07/22 GBP	2.90

Holdings	(%)
HM TREASURY UNITED KINGDOM DMO 0.875% TREASURY GILT 31/01/46 GBP0.01	2.80
HM TREASURY UNITED KINGDOM DMO 4.75% GILT 07/12/30 GBP	2.30
HM TREASURY UNITED KINGDOM DMO 2.25% GILT 07/09/23 GBP	2.20
HM TREASURY UNITED KINGDOM DMO 4.5% GILT 7/9/2034 GBP0.01	2.10
HM TREASURY UNITED KINGDOM DMO 1.625% TRSY GILT 22/10/54 GBP0.01	1.90

* Data supplied by fund managers regarding fixed interests funds may not specify yield type. As the provision of redemption yield is an FCA regulatory requirement Novia assumes these are used.

Important Information

Performance details and yields are as at 31/05/2021. Performance figures are inclusive of net reinvested income. Source: FE. This document is designed only for professional investors and experienced advisers. The value of investments and the income gained may fluctuate. Investors may not get back the full amount invested. Past performance is not a guide to the future.