

ASI Glb Ethcl Eqty I Inc

Fund Information

Sector

IA Global

Manager's Name

Global Equity Team

Date Manager Appointed

Mar 2008

Launch Date

May 1999

Fund Size(£m)

£169.17

Yield* (See page2)

0.20 %

XD Dates

Feb 01, Aug 03

Last Distribution

01/02/21 (XD Date)

30/04/21 (Pay Date)

0.00(Distribution)

OCF

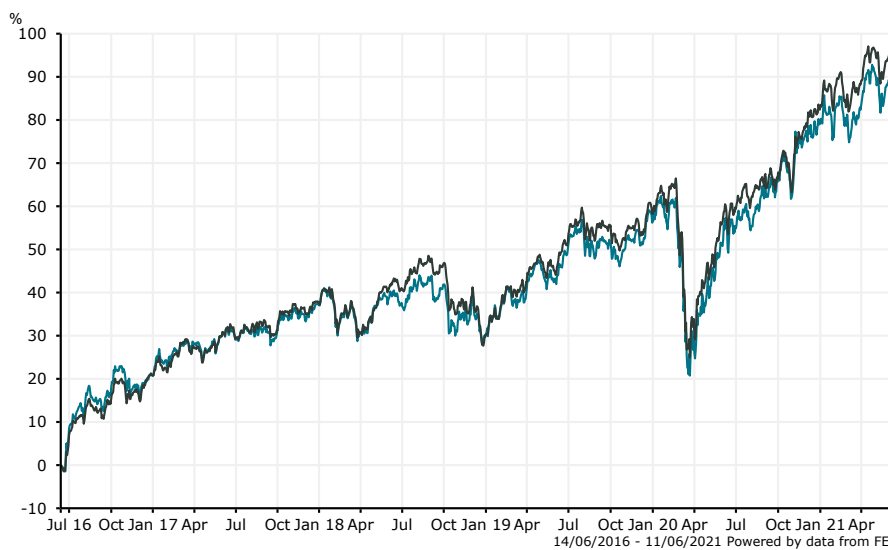
1.12 %

Fund Aim

To generate growth over the long term (5 years or more) by investing in a global equities (company shares) which meet the fund's ethical screening criteria. Performance Target: To achieve the return of the MSCI AC World Index plus 3% per annum over rolling three year periods(before charges). The Performance Target is the level of performance that the management team hopes to achieve for the fund. There is however no certainty or promise that they will achieve the Performance Target. The ACD believes this is an appropriate target for the fund based on the investment policy of the fund and the constituents of the index.

Sector: IA Global

Performance



■ ASI Glb Ethcl Eqty I Inc
■ IA Global

Morningstar Analyst Rating

N/A

FE Crown Rating

Discrete Performance - 12 months to 31/12/20

	2020	2019	2018	2017	2016
Fund	14.60	20.13	-5.18	13.52	31.10
Stock Sector Average	15.27	21.92	-5.72	14.02	23.33

Cumulative Performance to 31/05/21

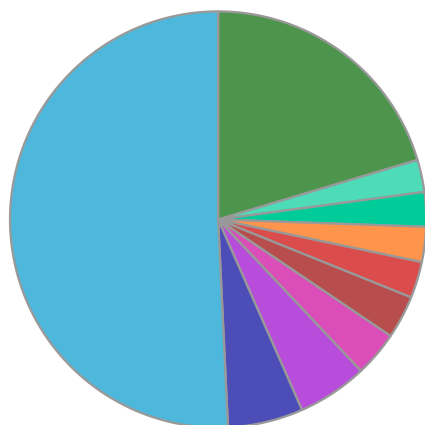
	1 Yr	2 Yrs	3 Yrs	4 Yrs	5 Yrs
Fund	24.46	31.30	36.13	44.77	91.57
Stock Sector Average	24.59	34.16	37.76	49.39	94.76

Performance Analysis - Annualised 3 years

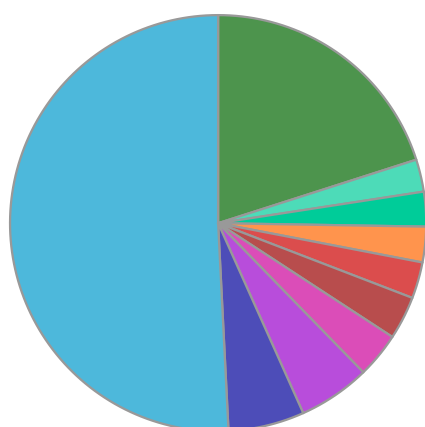
	Growth Rate %	Volatility	Alpha	Beta	Sharpe
Fund	10.83	14.74	-0.48	1.01	0.50
Stock Sector Average	11.27	14.27	0.00	1.00	0.54

ASI Glb Ethcl Eqty I Inc

Fund Composition



	(%)
US Equities	50.76
Hong Kong Equities	5.85
UK Equities	5.43
Taiwanese Equities	3.51
Japanese Equities	3.35
Dutch Equities	2.82
Singapore Equities	2.73
Indian Equities	2.67
Swedish Equities	2.51
Others	20.38



	(%)
USA	50.79
Hong Kong	5.91
UK	5.58
Taiwan	3.51
Japan	3.36
Netherlands	2.82
Singapore	2.76
India	2.69
Sweden	2.51
Others	20.06

Largest Holdings

Holdings	(%)
VISA INC	4.00
MICROSOFT CORP	3.90
TAIWAN SEMICONDUCTOR CO	3.50
AIA GROUP LTD	3.50
KANSAS CITY SOUTHERN	3.20

Holdings	(%)
PEPSICO INC	3.00
TJX COS INC	3.00
CME GROUP INC	3.00
ASML HOLDING NV	2.80
OVERSEA-CHINESE BANKING CORP	2.70

* Data supplied by fund managers regarding fixed interests funds may not specify yield type. As the provision of redemption yield is an FCA regulatory requirement Novia assumes these are used.

Important Information

Performance details and yields are as at 31/05/2021. Performance figures are inclusive of net reinvested income. Source: FE. This document is designed only for professional investors and experienced advisers. The value of investments and the income gained may fluctuate. Investors may not get back the full amount invested. Past performance is not a guide to the future.