

ASI Japanese Equity I Acc

Fund Information

Sector
IA Japan

Manager's Name
Asia Pacific Equity Team

Date Manager Appointed
Sep 2018

Launch Date
Aug 1992

Fund Size(£m)
£59.43

Yield* (See page2)
0.70 %

XD Dates
Aug 03

Last Distribution
03/08/20 (XD Date)
30/10/20 (Pay Date)
1.92(Distribution)

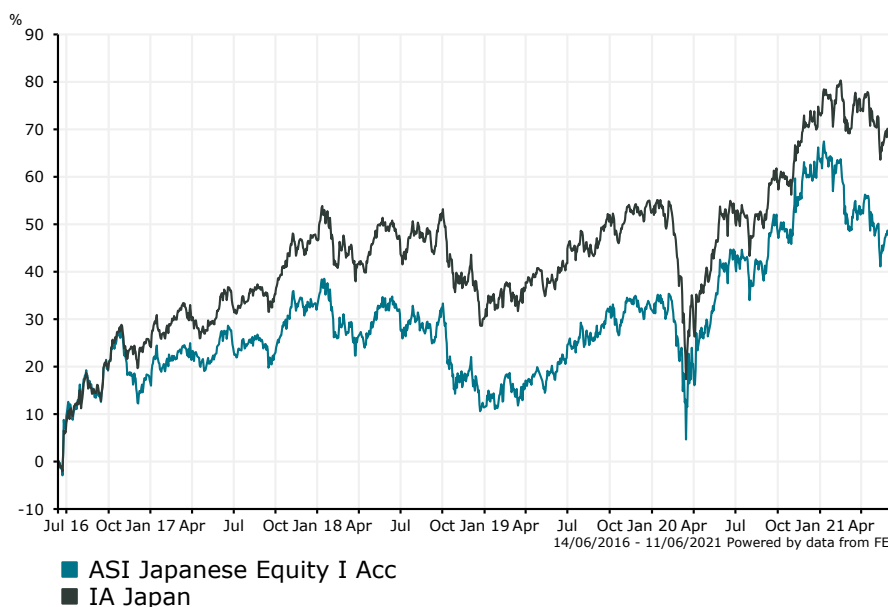
OCF
0.87 %

Fund Aim

To generate growth over the long term (5 years or more) by investing in Japanese equities (company shares). Performance Target: To achieve the return of the MSCI Japan Index, plus 3% per annum over three years (before charges). The Performance Target is the level of performance that the management team hopes to achieve for the fund. There is however no certainty or promise that they will achieve the Performance Target. The ACD believes this is an appropriate target for the fund based on the investment policy of the fund and the constituents of the index.

Sector: IA Japan

Performance



Morningstar Analyst Rating

Bronze

FE Crown Rating



Discrete Performance - 12 months to 31/12/20

	2020	2019	2018	2017	2016
Fund	24.02	18.56	-15.60	12.67	23.64
Stock Sector Average	13.75	17.22	-11.41	17.93	23.34

Cumulative Performance to 31/05/21

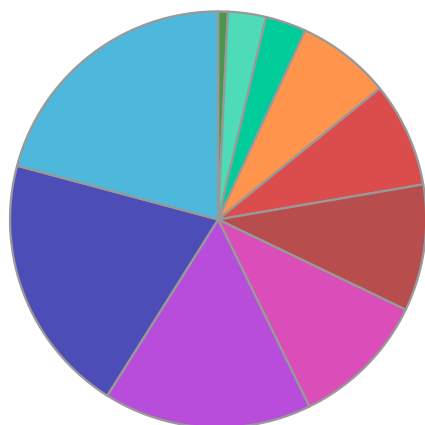
	1 Yr	2 Yrs	3 Yrs	4 Yrs	5 Yrs
Fund	4.89	25.40	12.02	19.23	49.56
Stock Sector Average	11.21	23.43	13.95	28.42	69.39

Performance Analysis - Annualised 3 years

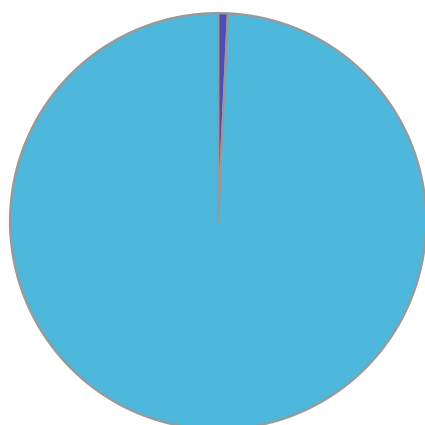
	Growth Rate %	Volatility	Alpha	Beta	Sharpe
Fund	3.86	15.86	-0.60	1.05	0.02
Stock Sector Average	4.45	14.42	0.00	1.00	0.07

ASI Japanese Equity I Acc

Fund Composition



	(%)
Industrials	20.84
Consumer Discretionary	20.21
Information Technology	16.17
Health Care	10.64
Materials	9.83
Consumer Staples	8.15
Financials	7.28
Real Estate	3.16
Communications	2.96
Others	0.75



	(%)
Japanese Equities	99.25
Cash & Cash Equivalents	0.75
Money Market	0.00

Largest Holdings

Holdings	(%)
SONY GROUP CORP	5.70
KEYENCE CORP	4.70
TOYOTA MOTOR CORP	4.40
SHIN-ETSU CHEMICAL CO	4.40
ASAHI GROUP HLDGS LTD	4.10

Holdings	(%)
TOKIO MARINE HLDGS INC	3.80
RECRUIT HLDGS CO LTD	3.50
FANUC CORP	3.40
HOYA CORP	3.20
TOKYU FUDOSAN HLDGS CORP	3.00

* Data supplied by fund managers regarding fixed interests funds may not specify yield type. As the provision of redemption yield is an FCA regulatory requirement Novia assumes these are used.

Important Information

Performance details and yields are as at 31/05/2021. Performance figures are inclusive of net reinvested income. Source: FE. This document is designed only for professional investors and experienced advisers. The value of investments and the income gained may fluctuate. Investors may not get back the full amount invested. Past performance is not a guide to the future.