

JGF-Jupiter MrGbIEqIn I Inc GBP

Fund Information

Sector

Equity - International

Manager's Name

 Ian Heslop
Amadeo Alentorn

Date Manager Appointed

Jul 2015

Launch Date

Jul 2015

Fund Size (£m)

£48.39

Yield* (See page2)

2.94 %

XD Dates

Jul 01, Jun 01, May 04, Apr 01

Last Distribution

01/07/21 (XD Date)

13/07/21 (Pay Date)

0.04(Distribution)

OCF

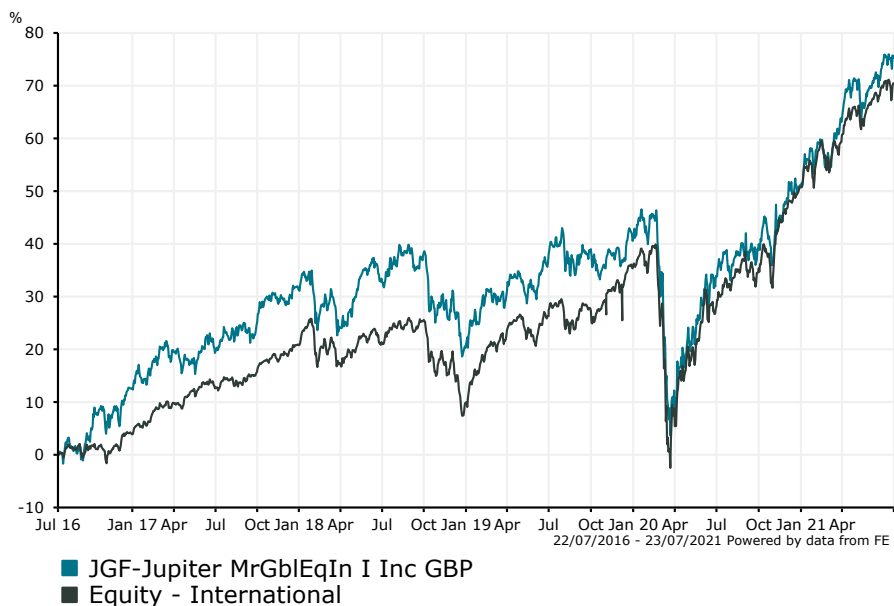
1.00 %

Fund Aim

The investment objective of the Fund is to seek to achieve a total return through a combination of income and capital growth. In seeking to achieve its investment objective, the fund aims to deliver a total return, net of fees, greater than that of the MSCI ACWI with net dividends re-invested over rolling 3-year periods.

Sector: Equity - International

Performance


Morningstar Analyst Rating

N/A

FE Crown Rating

Discrete Performance - 12 months to 31/12/20

	2020	2019	2018	2017	2016
Fund	7.26	16.89	-8.53	16.75	33.54
Stock Sector Average	11.40	23.18	-9.02	16.28	7.94

Cumulative Performance to 30/06/21

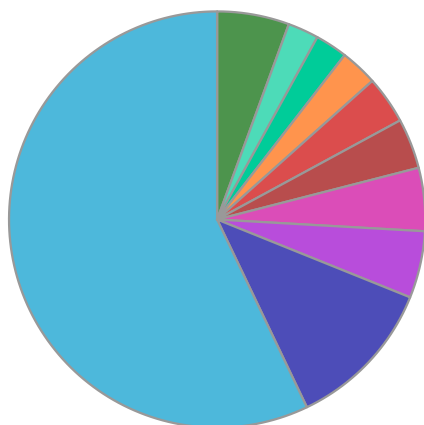
	1 Yr	2 Yrs	3 Yrs	4 Yrs	5 Yrs
Fund	29.99	27.61	30.46	45.87	87.86
Stock Sector Average	32.72	34.29	39.75	50.61	76.24

Performance Analysis - Annualised 3 years

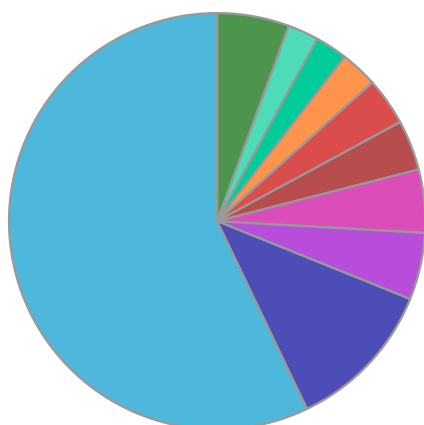
	Growth Rate %	Volatility	Alpha	Beta	Sharpe
Fund	9.27	16.11	-1.81	0.97	0.36
Stock Sector Average	11.80	15.76	0.00	1.00	0.53

JGF-Jupiter MrGbIEqIn I Inc GBP

Fund Composition



	(%)
US Equities	57.10
International Equities	11.80
Japanese Equities	5.20
Chinese Equities	4.90
UK Equities	3.90
Canadian Equities	3.70
Taiwanese Equities	2.90
Swedish Equities	2.50
Dutch Equities	2.40
Others	5.60



	(%)
USA	57.10
Others	11.80
Japan	5.20
China	4.90
UK	3.90
Canada	3.70
Taiwan	2.90
Sweden	2.50
Netherlands	2.40
Others	5.60

Largest Holdings

Holdings	(%)
MICROSOFT CORP	3.50
APPLE INC	2.90
AMAZON.COM INC	1.70
FACEBOOK INC	1.50
UNITEDHEALTH GROUP INC	1.10

Holdings	(%)
ALPHABET INC. CLASS C	1.10
ADOBE INC	1.00
VERIZON COMMUNICATIONS INC	0.90
QUALCOMM INC	0.90
ALPHABET INC	0.90

* Data supplied by fund managers regarding fixed interests funds may not specify yield type. As the provision of redemption yield is an FCA regulatory requirement Novia assumes these are used.

Important Information

Performance details and yields are as at 30/06/2021. Performance figures are inclusive of net reinvested income. Source: FE. This document is designed only for professional investors and experienced advisers. The value of investments and the income gained may fluctuate. Investors may not get back the full amount invested. Past performance is not a guide to the future.