

## GuardCap Global Equity I GBP

### Fund Information

**Sector**

Equity - International

**Manager's Name**

 Michael Boyd  
 Giles Warren  
 Bojana Bidovec  
 Orfaith O'Connor

**Date Manager Appointed**

Dec 2014

**Launch Date**

Jul 2015

**Fund Size(£m)**

£3108.61

**Yield\*** (See page2)

0.00 %

**XD Dates**

N/A

**Last Distribution**

 N/A (XD Date)  
 N/A (Pay Date)  
 N/A(Distribution)

**OCF**

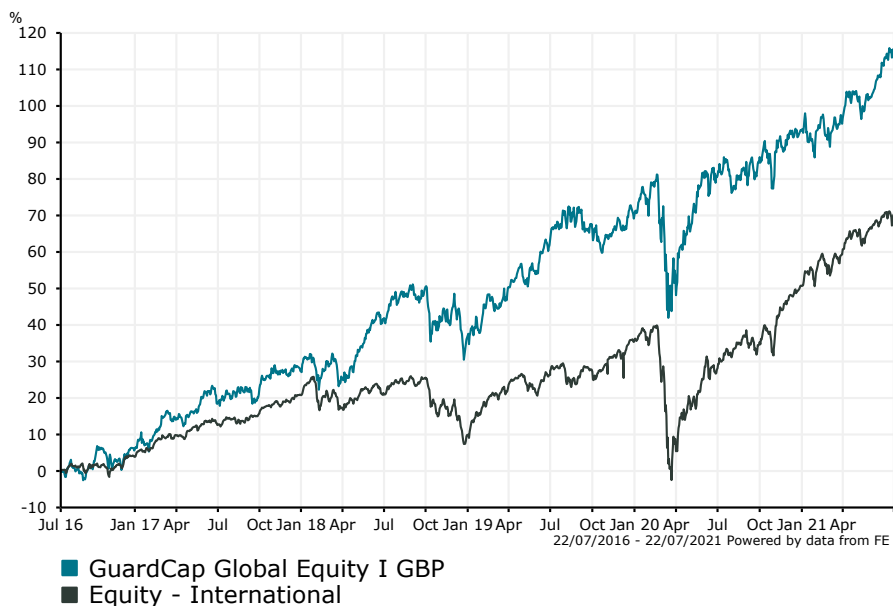
0.88 %

### Fund Aim

The investment objective of the Fund is to seek long-term growth of capital with lower than market volatility by investing primarily in equity and similar securities issued by high quality companies listed on Recognised Markets in countries which are members of the Organisation for Economic Co-operation and Development ("OECD")

**Sector:** Equity - International

### Performance



**Morningstar Analyst Rating**  
Bronze

**FE Crown Rating**  
👑👑👑👑👑

#### Discrete Performance - 12 months to 31/12/20

	2020	2019	2018	2017	2016
Fund	14.24	23.86	7.15	20.68	27.28
Stock Sector Average	11.40	23.18	-9.02	16.28	7.94

#### Cumulative Performance to 30/06/21

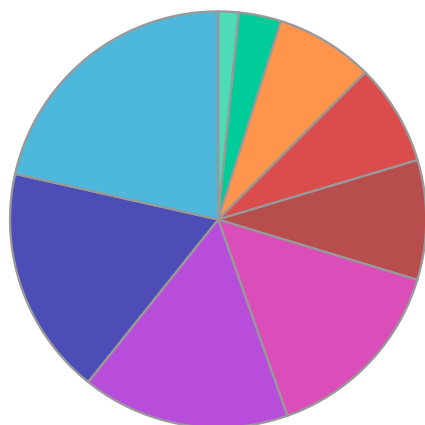
	1 Yr	2 Yrs	3 Yrs	4 Yrs	5 Yrs
Fund	16.89	30.32	49.21	78.22	121.99
Stock Sector Average	32.72	34.29	39.75	50.61	76.24

#### Performance Analysis - Annualised 3 years

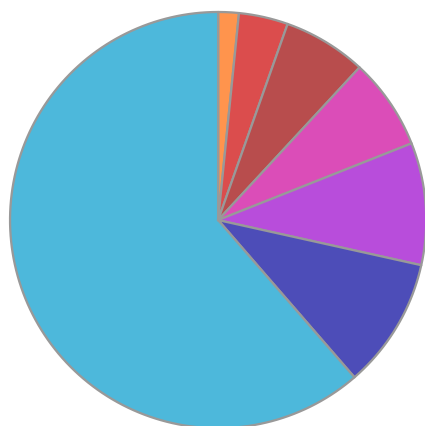
	Growth Rate %	Volatility	Alpha	Beta	Sharpe
Fund	14.27	13.26	5.90	0.68	0.81
Stock Sector Average	11.80	15.76	0.00	1.00	0.53

GuardCap **Global Equity I GBP**

**Fund Composition**



	(%)
Consumer Discretionary	21.48
Information Technology	17.78
Health Care	16.14
Consumer Staples	14.92
Financials	9.29
Industrials	7.88
Communications	7.63
Materials	3.28
Money Market	1.60



	(%)
US Equities	61.37
French Equities	10.15
Danish Equities	9.49
Japanese Equities	7.10
UK Equities	6.47
Swiss Equities	3.82
Money Market	1.60

**Largest Holdings**

Holdings	(%)
ALPHABET INC	7.63
CME GROUP INC	7.00
ESSILORLUXOTTICA	6.63
MASTERCARD INC	5.81
BOOKING HLDGS INC	5.63

\* Data supplied by fund managers regarding fixed interests funds may not specify yield type. As the provision of redemption yield is an FCA regulatory requirement Novia assumes these are used.

**Important Information**

Performance details and yields are as at 30/06/2021. Performance figures are inclusive of net reinvested income. Source: FE. This document is designed only for professional investors and experienced advisers. The value of investments and the income gained may fluctuate. Investors may not get back the full amount invested. Past performance is not a guide to the future.