

ASI StrB I Gr Acc

Fund Information

Sector
IA Sterling Strategic Bond

Manager's Name
Roger Webb
Luke Hickmore
Liam O'Donnell

Date Manager Appointed
Sep 2015

Launch Date
Sep 2015

Fund Size (£m)
£100.73

Yield* (See page2)
2.70 %

XD Dates
Feb 01, Nov 02, Aug 03, May 01

Last Distribution
01/02/21 (XD Date)
30/04/21 (Pay Date)
0.92(Distribution)

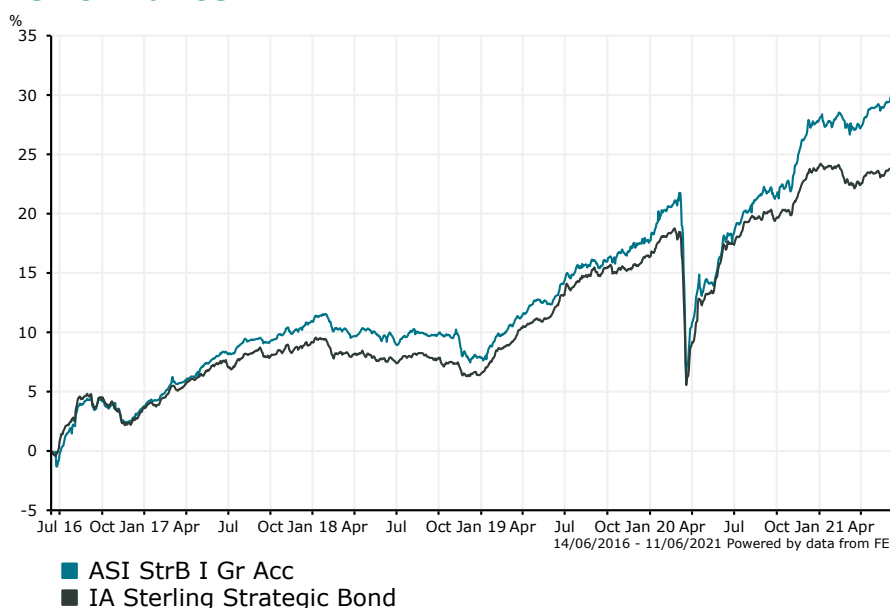
OCF
0.61 %

Fund Aim

To generate income and some growth over the long term (5 years or more) by investing in government and corporate bonds issued anywhere in the world. Performance Target: To exceed the IA £ Sterling Strategic Bond Sector Average return over 1 year (after charges) and be top quartile over rolling three year periods. The Performance Target is the level of performance that the management team hopes to achieve for the fund. There is however no certainty or promise that they will achieve the Performance Target. It has been chosen as the target as the constituents of the sector have similar aims and objectives.

Sector: IA Sterling Strategic Bond

Performance



Morningstar Analyst Rating
N/A

FE Crown Rating


Discrete Performance - 12 months to 31/12/20

	2020	2019	2018	2017	2016
Fund	8.67	9.10	-2.80	6.95	6.64
Stock Sector Average	6.55	9.26	-2.49	5.31	7.33

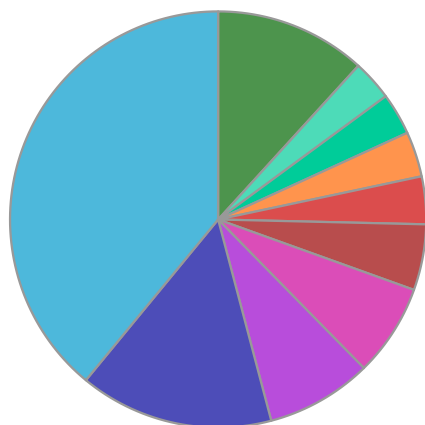
Cumulative Performance to 31/05/21

	1 Yr	2 Yrs	3 Yrs	4 Yrs	5 Yrs
Fund	11.27	15.14	18.22	20.00	30.00
Stock Sector Average	6.85	10.95	14.71	15.24	24.68

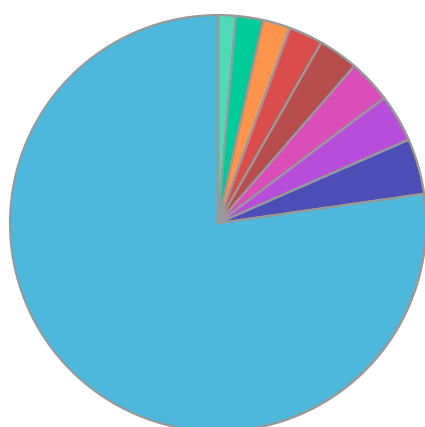
Performance Analysis - Annualised 3 years

	Growth Rate %	Volatility	Alpha	Beta	Sharpe
Fund	5.74	6.46	0.72	1.07	0.35
Stock Sector Average	4.68	5.85	0.00	1.00	0.20

Fund Composition



	(%)
UK Corporate Fixed Interest	39.04
US Corporate Fixed Interest	15.07
Cash & Cash Equivalents	8.24
Money Market	7.16
Italian Corporate Fixed Interest	5.12
Spanish Corporate Fixed Interest	3.70
German Corporate Fixed Interest	3.51
French Corporate Fixed Interest	3.25
Luxembourg Fixed Interest	3.14
Others	11.77



	(%)
UK	91.86
Italy	5.12
France	4.41
Netherlands	3.99
Spain	3.70
Luxembourg	3.14
Singapore	2.53
Canada	2.52
Switzerland	1.63
Others	-18.88

Largest Holdings

Holdings	(%)
CROMWELL EREIT LUX FIN CO 2.125% BDS 19/11/25 EUR125000	2.60
LLOYDS BANKING GROUP PLC 2.707% DTD SUB RST NT 03/12/35 GBP100000	2.40
NGG FINANCE 5.625% RESET CAP SEC 18/06/73 GBP100000	1.90
BANK OF NOVA SCOTIA 4.65% 12/04/49	1.80
DEUTSCHE BANK AG 7.125% BDS 30/04/49 GBP100000	1.70

Holdings	(%)
RABOBANK STICHTING AK 6.5%	1.70
FIRSTGROUP PLC 6.875% BDS 18/09/24 GBP50000 (BR)	1.60
CARNIVAL CORP 10.125% BDS 01/02/26 EUR100000REG S	1.60
CPUK FINANCE 4.875% 28/08/25	1.60
AXA 6.379%	1.60

* Data supplied by fund managers regarding fixed interests funds may not specify yield type. As the provision of redemption yield is an FCA regulatory requirement Novia assumes these are used.

Important Information

Performance details and yields are as at 31/05/2021. Performance figures are inclusive of net reinvested income. Source: FE. This document is designed only for professional investors and experienced advisers. The value of investments and the income gained may fluctuate. Investors may not get back the full amount invested. Past performance is not a guide to the future.