

## JGF-Jupiter MrNAEqIRL I Acc GBP

### Fund Information

**Sector**

Equity - North America

**Manager's Name**

 Ian Heslop  
 Amadeo Alentorn

**Date Manager Appointed**

Nov 2013

**Launch Date**

Jun 2014

**Fund Size(£m)**

£497.66

**Yield\*** (See page2)

0.00 %

**XD Dates**

N/A

**Last Distribution**

 N/A (XD Date)  
 N/A (Pay Date)  
 N/A(Distribution)

**OCF**

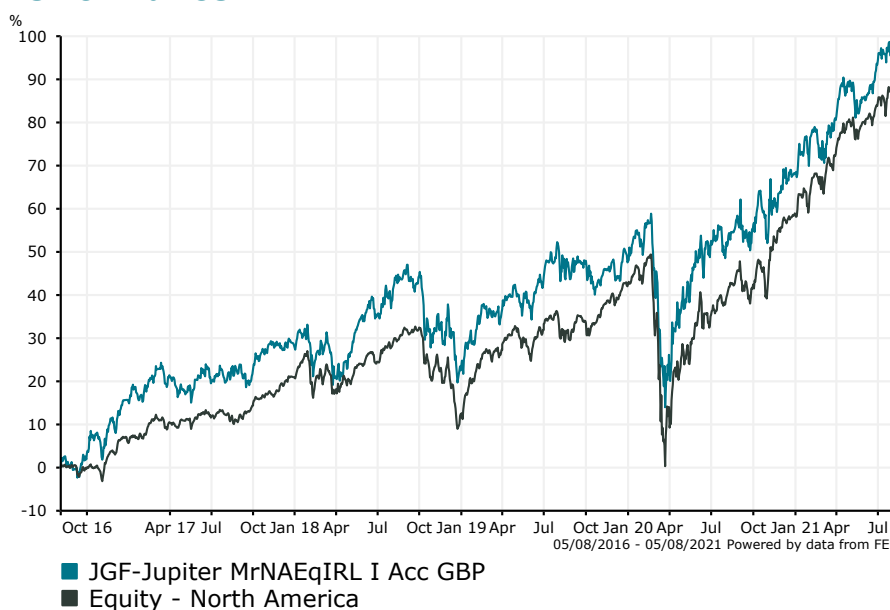
0.93 %

### Fund Aim

The objective of the Fund is to seek to achieve long term capital growth through the active management of a diversified portfolio invested primarily in North American stock markets. It is not proposed to concentrate investments in any one industry or sector. In seeking to achieve its investment objective, the fund aims to deliver a return, net of fees, greater than that of the MSCI North America Index with net dividends reinvested over rolling 3-year periods.

**Sector:** Equity - North America

### Performance


**Morningstar Analyst Rating**

Bronze

**FE Crown Rating**

**Discrete Performance - 12 months to 31/12/20**

|                      | 2020  | 2019  | 2018  | 2017  | 2016  |
|----------------------|-------|-------|-------|-------|-------|
| Fund                 | 13.83 | 20.43 | -4.55 | 11.01 | 37.61 |
| Stock Sector Average | 11.90 | 26.34 | -7.04 | 14.25 | 14.78 |

**Cumulative Performance to 31/07/21**

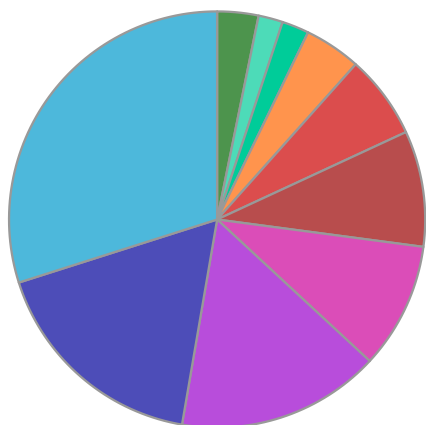
|                      | 1 Yr  | 2 Yrs | 3 Yrs | 4 Yrs | 5 Yrs |
|----------------------|-------|-------|-------|-------|-------|
| Fund                 | 32.24 | 29.26 | 43.45 | 62.75 | 96.46 |
| Stock Sector Average | 36.14 | 38.46 | 46.79 | 66.91 | 88.21 |

**Performance Analysis - Annualised 3 years**

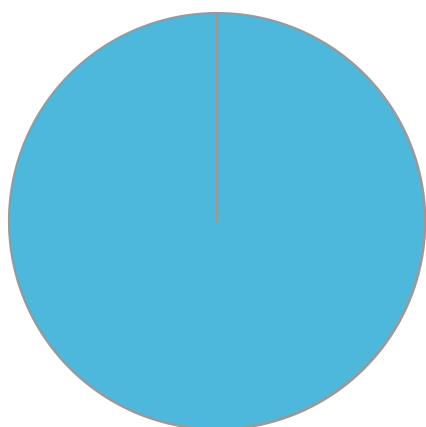
|                      | Growth Rate % | Volatility | Alpha | Beta | Sharpe |
|----------------------|---------------|------------|-------|------|--------|
| Fund                 | 12.78         | 16.94      | 1.00  | 0.87 | 0.55   |
| Stock Sector Average | 13.65         | 17.91      | 0.00  | 1.00 | 0.57   |

JGF-Jupiter MrNAEqIRL I Acc GBP

**Fund Composition**



|                        | (%)   |
|------------------------|-------|
| Information Technology | 29.90 |
| Health Care            | 17.40 |
| Communications         | 15.80 |
| Industrials            | 9.80  |
| Financials             | 9.00  |
| Consumer Discretionary | 6.50  |
| Utilities              | 4.40  |
| Consumer Staples       | 2.10  |
| Energy                 | 1.90  |
| Others                 | 3.20  |



|                         | (%)    |
|-------------------------|--------|
| North American Equities | 100.00 |

**Largest Holdings**

| Holdings       | (%)  |
|----------------|------|
| MICROSOFT CORP | 6.10 |
| APPLE INC      | 4.60 |
| AMAZON.COM INC | 2.90 |
| FACEBOOK INC   | 2.40 |
| ALPHABET INC   | 2.20 |

| Holdings               | (%)  |
|------------------------|------|
| VISA INC               | 2.00 |
| ADOBE INC              | 1.90 |
| ALPHABET INC. CLASS C  | 1.80 |
| NETFLIX INC            | 1.70 |
| UNITEDHEALTH GROUP INC | 1.60 |

\* Data supplied by fund managers regarding fixed interests funds may not specify yield type. As the provision of redemption yield is an FCA regulatory requirement Novia assumes these are used.

**Important Information**

Performance details and yields are as at 31/07/2021. Performance figures are inclusive of net reinvested income. Source: FE. This document is designed only for professional investors and experienced advisers. The value of investments and the income gained may fluctuate. Investors may not get back the full amount invested. Past performance is not a guide to the future.