

ASI Emerging Markets Bd I Acc

Fund Information

Sector

IA Global EM Bonds - Blended

Manager's Name

Global Emerging Market Debt Team

Date Manager Appointed

Sep 2018

Launch Date

Oct 2012

Fund Size(£m)

£44.88

Yield* (See page2)

4.50 %

XD Dates

May 04, Apr 01, Mar 01, Feb 01

Last Distribution

04/05/21 (XD Date)

28/05/21 (Pay Date)

0.70(Distribution)

OCF

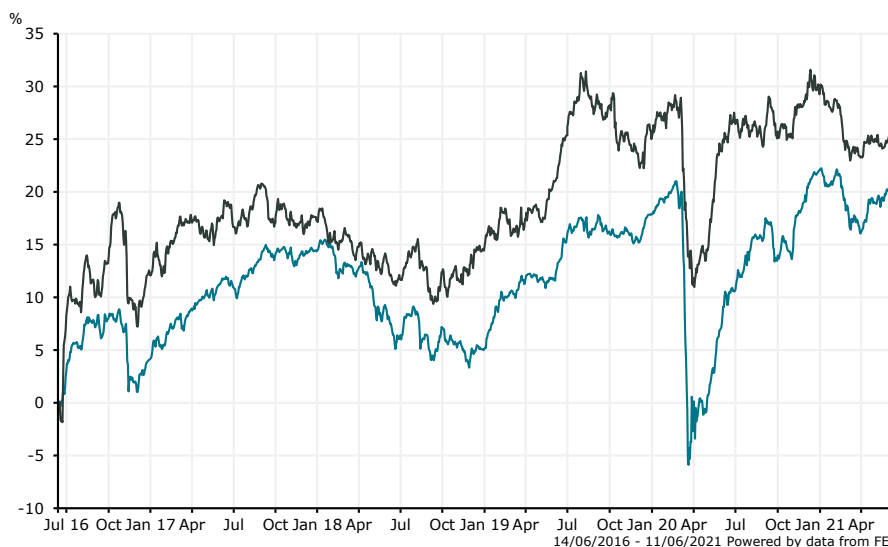
0.91 %

Fund Aim

To generate income and some growth over the longer term (5 years or more) by investing in emerging markets corporate and/or government bonds. Performance Target: To achieve the return of the JP Morgan EMBI Global Diversified Index (Hedged to GBP) plus 2.5% per annum (before charges). The Performance Target is the level of performance that the management team hopes to achieve for the fund. There is however no certainty or promise that they will achieve the Performance Target. The ACD believes this is an appropriate target for the fund based on the investment policy of the fund and the constituents of the index.

Sector: IA Global EM Bonds - Blended

Performance



■ ASI Emerging Markets Bd I Acc
■ IA Global EM Bonds - Blended

Morningstar Analyst Rating
N/A

FE Crown Rating
★★★★★

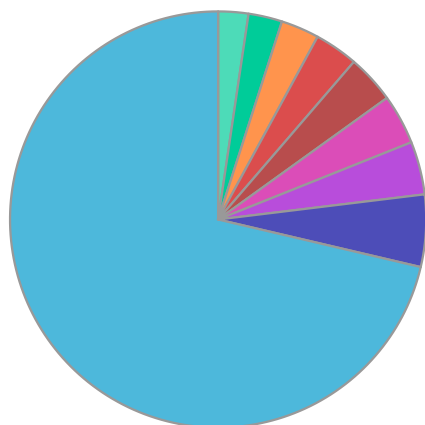
Discrete Performance - 12 months to 31/12/20					
	2020	2019	2018	2017	2016
Fund	3.57	12.20	-8.15	9.84	13.18
Stock Sector Average	3.40	9.24	-2.41	4.54	24.80

Cumulative Performance to 31/05/21					
	1 Yr	2 Yrs	3 Yrs	4 Yrs	5 Yrs
Fund	12.26	7.48	10.34	8.01	22.08
Stock Sector Average	0.75	3.12	9.87	6.50	29.61

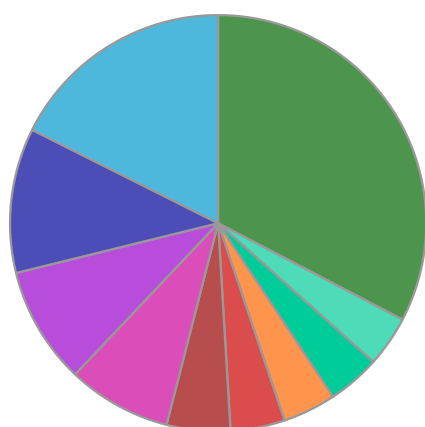
Performance Analysis - Annualised 3 years					
	Growth Rate %	Volatility	Alpha	Beta	Sharpe
Fund	3.33	13.27	0.15	1.10	0.00
Stock Sector Average	3.19	10.61	0.00	1.00	0.00

ASI Emerging Markets Bd I Acc

Fund Composition



	(%)
UK	88.65
Mexico	6.96
Qatar	5.12
Egypt	4.82
Ukraine	4.67
United Arab Emirates	4.20
Indonesia	3.69
Dominican Republic	3.26
El Salvador	2.91
Others	-24.28



	(%)
African Government Fixed Interest	17.60
American Emerging Government Fixed Interest	11.25
GCC Government Fixed Interest	9.10
European Emerging Government Fixed Interest	8.07
Mexican Corporate Fixed Interest	4.94
GCC Corporate Fixed Interest	4.22
Money Market	4.14
Mexican Government Fixed Interest	4.08
Brazilian Government Fixed Interest	3.95
Others	32.67

* Data supplied by fund managers regarding fixed interests funds may not specify yield type. As the provision of redemption yield is an FCA regulatory requirement Novia assumes these are used.

Important Information

Performance details and yields are as at 31/05/2021. Performance figures are inclusive of net reinvested income. Source: FE. This document is designed only for professional investors and experienced advisers. The value of investments and the income gained may fluctuate. Investors may not get back the full amount invested. Past performance is not a guide to the future.