

JGF-Jupiter GIEcDi D HSC Acc GBP

**Fund Information**

**Sector**

Mixed Asset - Balanced

**Manager's Name**

Rhys Petheram  
Jon Wallace

**Date Manager Appointed**

Jun 2016

**Launch Date**

Aug 2016

**Fund Size (£m)**

£42.83

**Yield\* (See page2)**

0.00 %

**XD Dates**

N/A

**Last Distribution**

N/A (XD Date)  
N/A (Pay Date)  
N/A(Distribution)

**OCF**

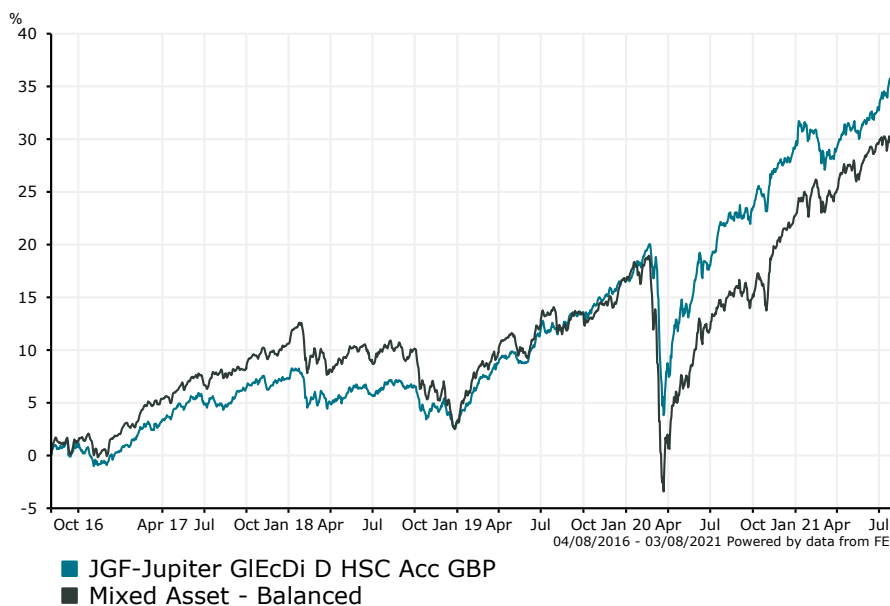
0.85 %

**Fund Aim**

To generate long-term capital appreciation and income investing primarily in global equity and fixed income securities, that focus on making a positive impact towards environmental and sustainable objectives.

**Sector:** Mixed Asset - Balanced

**Performance**



**Morningstar Analyst Rating**  
N/A

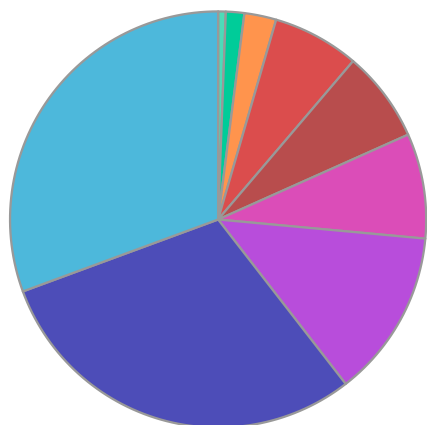
**FE Crown Rating**  


Discrete Performance - 12 months to 31/12/20					
	2020	2019	2018	2017	2016
Fund	10.80	13.10	-4.03	6.92	-
Stock Sector Average	5.37	12.82	-6.67	8.40	5.20

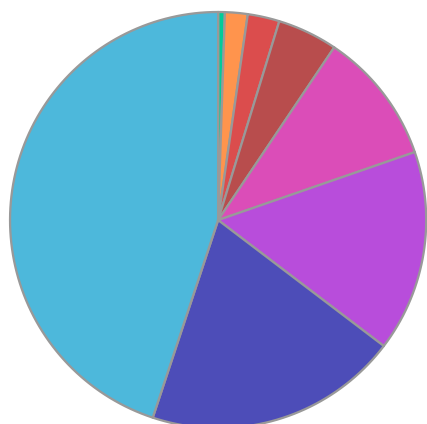
Cumulative Performance to 31/07/21					
	1 Yr	2 Yrs	3 Yrs	4 Yrs	5 Yrs
Fund	11.83	21.58	27.55	29.88	-
Stock Sector Average	14.28	14.25	17.85	20.72	29.62

Performance Analysis - Annualised 3 years					
	Growth Rate %	Volatility	Alpha	Beta	Sharpe
Fund	8.45	6.99	4.30	0.71	0.71
Stock Sector Average	5.63	8.98	0.00	1.00	0.24

## Fund Composition



	(%)
North America	30.61
Europe ex UK	29.88
UK	13.03
Money Market	8.15
Asia Pacific ex Japan	7.08
Others	6.73
Japan	2.48
Latin America	1.43
European Emerging Markets	0.59



	(%)
Others	44.91
AAA	19.74
BBB	15.64
A	10.28
BB	4.67
AA	2.47
B	1.76
Non-Rated	0.52

## Largest Holdings

Holdings	(%)
KREDITANSTALT FUR WIEDERAUFBAU KFW 0.75% BDS 30/09/30 USD1000	2.93
SWEDEN(KINGDOM OF) 0.125% MTN 09/09/30 SEK1000000REG S	2.89
DANAHER CORP	1.63
HOUSING NEW ZEALAND 3.42% 18/10/28	1.54
PRYSMIAN SPA	1.47

Holdings	(%)
HCA	1.33
ASIAN DEVELOPMENT BANK 3.125% BDS 26/09/28 USD1000	1.28
AGILENT TECHNOLOGIES INC	1.27
CHILE 2.55% (GREEN BOND)	1.27
THERMO FISHER SCIENTIFIC INC	1.19

\* Data supplied by fund managers regarding fixed interests funds may not specify yield type. As the provision of redemption yield is an FCA regulatory requirement Novia assumes these are used.

## Important Information

Performance details and yields are as at 31/07/2021. Performance figures are inclusive of net reinvested income. Source: FE. This document is designed only for professional investors and experienced advisers. The value of investments and the income gained may fluctuate. Investors may not get back the full amount invested. Past performance is not a guide to the future.