

iShares MSCI Eur SRI UCITS ETF £

Fund Information

Sector

Equity - Europe inc UK

Manager's Name

BlackRock Asset Management Ireland Ltd

Date Manager Appointed

Feb 2011

Launch Date

Feb 2011

Fund Size(£m)

£4222.09

Yield* (See page2)

0.00 %

XD Dates

N/A

Last Distribution

N/A (XD Date)

N/A (Pay Date)

N/A(Distribution)

OCF

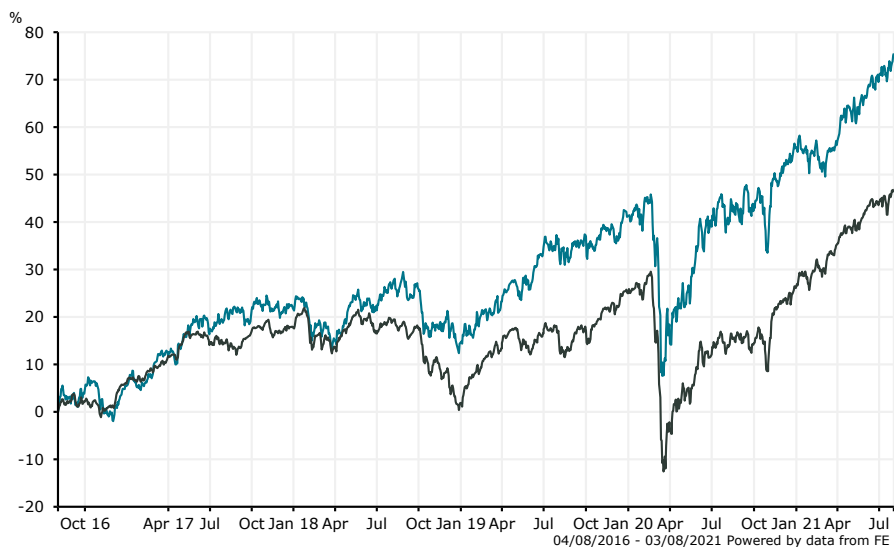
0.20 %

Fund Aim

The Share Class is a share class of a Fund which aims to achieve a return on your investment, through a combination of capital growth and income on the Funds' investments, which reflects the return of the MSCI Europe SRI Index, the Fund's benchmark index. The Share Class, via the Fund, aims to invest so far as possible and practicable in equity securities (e.g. shares) that make up the Fund's benchmark index. The benchmark index measures the performance of equity securities (e.g. shares) issued by companies with higher environmental, social and governance ("ESG") ratings than other sector peers within the MSCI Europe Index, based on a series of exclusionary and ratings based criteria. First, companies are excluded if they are identified by the index provider with any tie to controversial weapons as well as manufacturers or producers of nuclear weapons, civilian firearms or tobacco, or if their involvement in the following activities exceed thresholds set by the index provider for: alcohol, gambling, tobacco, civilian firearm distributors, nuclear power, adult entertainment, thermal coal, genetically modified organisms and military weapons, and/or military weapon support systems and services. The remaining companies are rated by the index provider based on their ability to manage their ESG risks and opportunities and are given a rating which determines their eligibility for inclusion. Companies which are identified as being involved in very serious controversies that have an ESG impact on their operations and/or products and services are excluded. The benchmark index targets 25% cumulative coverage of the free float adjusted market capitalisation for each Global Industry Classification Standard ("GICS") sector within the MSCI Europe Index, subject to each sector having sufficient eligible companies for inclusion. Constituents are weighted based on their free float adjusted market capitalisation. Free float-adjusted means that only shares available to international investors, rather than all of a company's issued shares, are used in calculating the benchmark index. Free float-adjusted market capitalisation is the share price of the company multiplied by the number of shares available to international investors. The Fund uses optimising techniques to achieve a similar return to its benchmark index. Your shares will be accumulating shares (i.e. income will be included in their value).

Sector: Equity - Europe inc UK

Performance



■ iShares MSCI Eur SRI UCITS ETF £
■ Equity - Europe inc UK

Morningstar Analyst Rating
Silver

FE Crown Rating

Discrete Performance - 12 months to 31/12/20

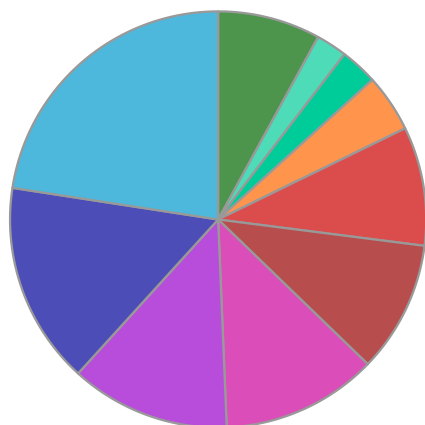
	2020	2019	2018	2017	2016
Fund	10.23	23.38	-6.16	15.57	15.92
Stock Sector Average	0.86	22.71	-13.54	11.18	-0.64

Cumulative Performance to 31/07/21

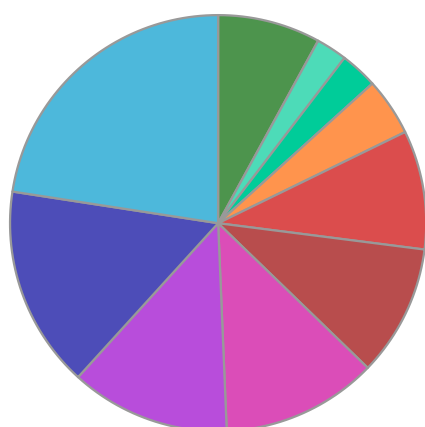
	1 Yr	2 Yrs	3 Yrs	4 Yrs	5 Yrs
Fund	26.20	28.45	36.56	46.39	72.92

iShares MSCI Eur SRI UCITS ETF £

Fund Composition



	(%)
German Equities	22.57
French Equities	15.68
Swiss Equities	12.41
UK Equities	12.11
Danish Equities	10.21
Dutch Equities	9.24
Swedish Equities	4.49
Spanish Equities	2.90
Italian Equities	2.41
Others	7.98



	(%)
Germany	22.57
France	15.68
Switzerland	12.41
UK	12.11
Denmark	10.21
Netherlands	9.24
Sweden	4.49
Spain	2.90
Italy	2.41
Others	7.98

Largest Holdings

Holdings	(%)
ASML HOLDING NV	5.63
SIEMENS AG	5.02
SAP SE	4.82
NOVO NORDISK A/S	4.66
ROCHE HLDG AG	4.57

Holdings	(%)
ALLIANZ SE	3.99
L'OREAL	3.75
SCHNEIDER ELECTRIC SE	3.34
ADIDAS AG	2.56
RELX PLC	2.03

* Data supplied by fund managers regarding fixed interests funds may not specify yield type. As the provision of redemption yield is an FCA regulatory requirement Novia assumes these are used.

Important Information

Performance details and yields are as at 31/07/2021. Performance figures are inclusive of net reinvested income. Source: FE. This document is designed only for professional investors and experienced advisers. The value of investments and the income gained may fluctuate. Investors may not get back the full amount invested. Past performance is not a guide to the future.