

**iShares SuMSCIJpSRI EUR HUETF GBP**
**Fund Information**
**Sector**

Equity - Japan

**Manager's Name**

BlackRock Asset Management Ireland Ltd

**Date Manager Appointed**

Apr 2016

**Launch Date**

Apr 2016

**Fund Size (£m)**

£68.66

**Yield\*** (See page2)

0.00 %

**XD Dates**

N/A

**Last Distribution**

N/A (XD Date)

N/A (Pay Date)

N/A (Distribution)

**OCF**

0.25 %

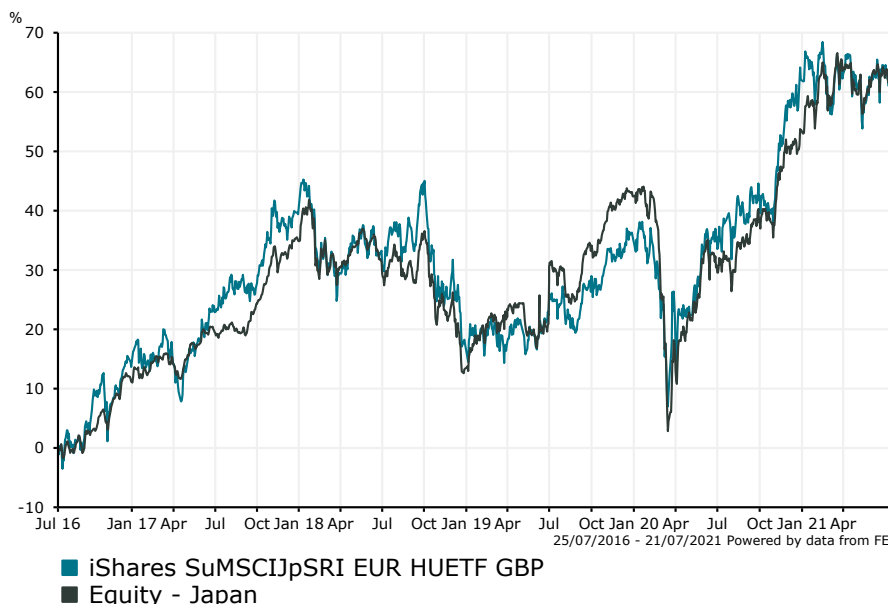
**Morningstar Analyst Rating**

N/A

**FE Crown Rating**
**Fund Aim**

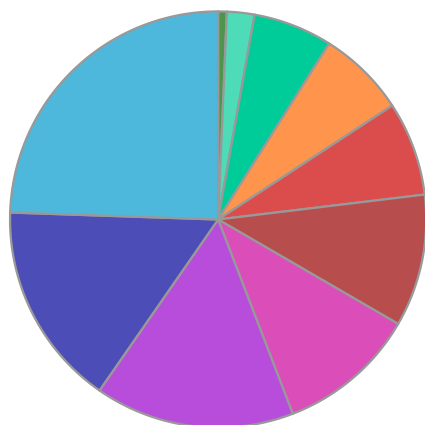
The Fund aims to achieve a return on your investment, through a combination of capital growth and income on the Fund's investments, which reflects the return of the MSCI Japan SRI 100% Hedged to EUR Index, the Fund's benchmark index. The Fund aims to invest so far as possible and practicable in equity securities (e.g. shares) that make up the Fund's benchmark index and FX contracts that track the hedging methodology of the benchmark index, which comprise rolling one-month forward contracts reset at month end. No adjustment is made to the hedge during the month to account for any changes to the benchmark index. The benchmark index measures the performance of equity securities (e.g. shares) issued by Japanese companies with higher environmental, social and governance ("ESG") ratings than other sector peers within the MSCI Pacific Index, based on a series of exclusionary and ratings based criteria. The benchmark index also uses foreign exchange (FX) forward contracts to hedge each non-Euro (EUR) currency in the benchmark index back to EUR. Hedging aims to reduce the effect of fluctuations in the exchange rates between the currencies of the equity securities that make up the benchmark index and EUR. In determining the universe of the benchmark index, companies are excluded if they are identified by the index provider with any tie to controversial weapons as well as manufacturers or producers of nuclear weapons, civilian firearms or tobacco or if their involvement in the following activities exceed revenue thresholds set by the index provider for: alcohol, gambling, tobacco, civilian firearm distributors, nuclear power, adult entertainment, thermal coal, genetically modified organisms and military weapons and/or military weapon support systems and services. The remaining companies are rated by the index provider based on their ability to manage their ESG risks and opportunities and are given a rating which determines their eligibility for inclusion. Companies which are identified as being involved in very serious controversies that have an ESG impact on their operations and/or products and services are excluded. The MSCI Pacific SRI Index targets 25% cumulative coverage of the free float adjusted market capitalisation for each Global Industry Classification Standard ("GICS") sector within the MSCI Pacific Index, subject to each sector having sufficient eligible companies for inclusion. The benchmark index comprises shares issued by Japanese companies which are constituents of the MSCI Pacific SRI Index. Unlike the MSCI Pacific SRI Index, the benchmark index does not target any specific level of sector coverage in Japan. Constituents are weighted based on their free float-adjusted market capitalisation. Free float-adjusted means that only shares available to international investors, rather than all of a company's issued shares, are used in calculating the benchmark index. The Fund intends to replicate the benchmark index by holding the equity securities which make up the benchmark index, in similar proportions to it, and FX forward contracts. The investment manager may use financial derivative instruments (FDIs) (i.e. investments the prices of which are based on, one or more underlying assets) to help achieve the Fund's investment objective. Your shares will be accumulating shares (i.e. income will be included in their value).

**Sector:** Equity - Japan

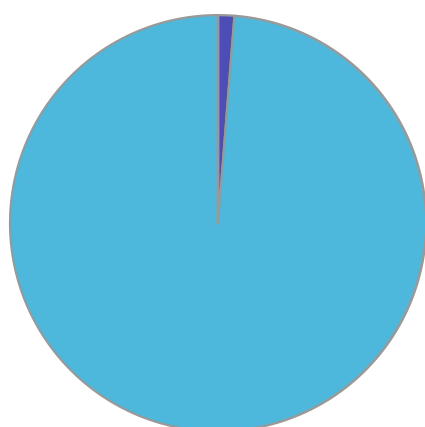
**Performance**

**Discrete Performance - 12 months to 31/12/20**

	2020	2019	2018	2017	2016

## Fund Composition



	(%)
Consumer Discretionary	24.47
Information Technology	15.88
Industrials	15.50
Health Care	10.80
Communications	10.28
Materials	7.31
Consumer Staples	6.82
Financials	6.15
Real Estate	2.14
Others	0.67



	(%)
Japanese Equities	99.35
Forwards	1.26
Money Market	-0.59

## Largest Holdings

Holdings	(%)
SONY GROUP CORP	11.45
TOKYO ELECTRON	6.02
NINTENDO CO	5.83
DAIKIN INDUSTRIES	4.55
KDDI CORP	4.45

Holdings	(%)
HONDA MOTOR CO	4.39
MURATA MANUFACTURING CO	4.17
DAIICHI SANKYO CO LTD	3.95
FUJITSU	2.86
KAO CORP	2.81

\* Data supplied by fund managers regarding fixed interests funds may not specify yield type. As the provision of redemption yield is an FCA regulatory requirement Novia assumes these are used.

## Important Information

Performance details and yields are as at 30/06/2021. Performance figures are inclusive of net reinvested income. Source: FE. This document is designed only for professional investors and experienced advisers. The value of investments and the income gained may fluctuate. Investors may not get back the full amount invested. Past performance is not a guide to the future.