

JPM UK Equity Growth C Acc

Fund Information

Sector

IA UK All Companies

Manager's Name

Ben Stapley
Guy Anderson

Date Manager Appointed

May 2010

Launch Date

Aug 2012

Fund Size (£m)

£192.92

Yield* (See page2)

1.34 %

XD Dates

Feb 01

Last Distribution

01/02/21 (XD Date)

30/04/21 (Pay Date)

3.29(Distribution)

OCF

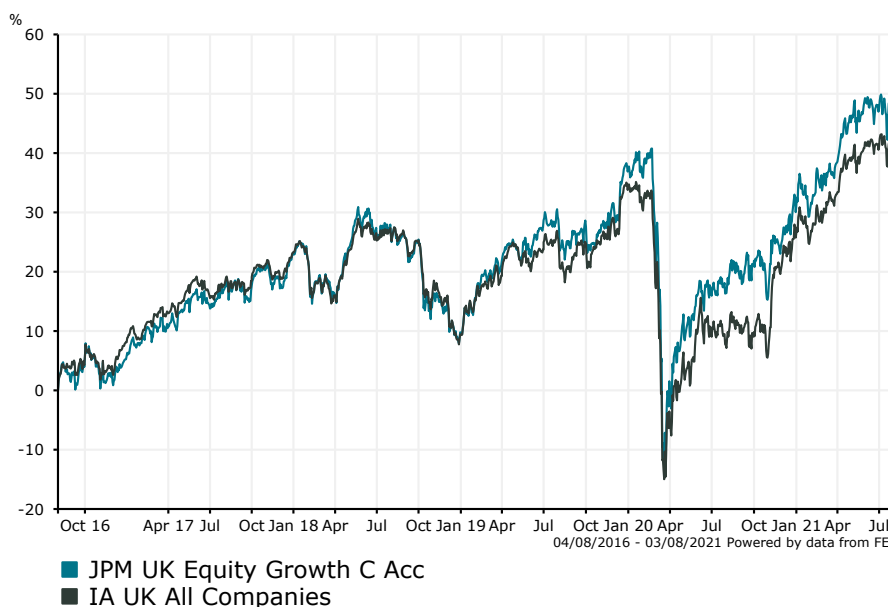
0.85 %

Fund Aim

To provide capital growth over the long-term (5-10 years) by investing at least 80% of the Fund's assets in a growth style biased portfolio of UK companies.

Sector: IA UK All Companies

Performance



Morningstar Analyst Rating
N/A

FE Crown Rating
★★★★★

Discrete Performance - 12 months to 31/12/20

	2020	2019	2018	2017	2016
Fund	-4.99	24.68	-10.72	16.85	10.47
Stock Sector Average	-6.01	22.24	-11.19	13.99	10.82

Cumulative Performance to 31/07/21

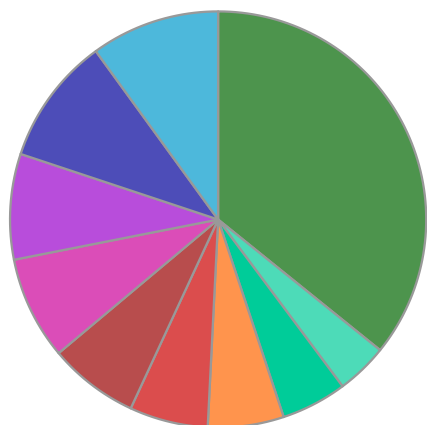
	1 Yr	2 Yrs	3 Yrs	4 Yrs	5 Yrs
Fund	29.09	16.29	17.47	29.15	49.11
Stock Sector Average	32.29	13.17	11.81	21.30	41.40

Performance Analysis - Annualised 3 years

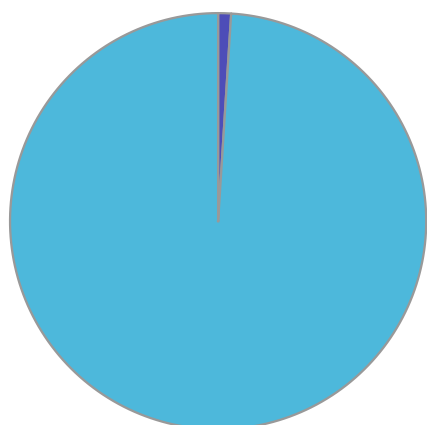
	Growth Rate %	Volatility	Alpha	Beta	Sharpe
Fund	5.51	17.33	2.02	0.89	0.12
Stock Sector Average	3.79	18.74	0.00	1.00	0.02

JPM UK Equity Growth C Acc

Fund Composition



	(%)
Mineral Extraction	10.00
Banks	9.90
Retail	8.20
Financial Services	8.00
Industrials	7.00
Electronic & Electrical Equipment	6.10
Software	5.90
Oil & Gas	5.10
Building & Construction	4.00
Others	35.80



	(%)
UK Equities	99.00
Money Market	1.00

Largest Holdings

Holdings	(%)
ROYAL DUTCH SHELL PLC	5.10
HSBC HLDGS	4.00
DIAGEO	3.80
RIO TINTO	3.30
ASTRAZENECA PLC	2.60

Holdings	(%)
BHP GROUP LTD	2.40
ANGLO AMERICAN	2.10
PRUDENTIAL PLC	1.90
LLOYDS BANKING GROUP PLC	1.90
BARCLAYS PLC	1.90

* Data supplied by fund managers regarding fixed interests funds may not specify yield type. As the provision of redemption yield is an FCA regulatory requirement Novia assumes these are used.

Important Information

Performance details and yields are as at 31/07/2021. Performance figures are inclusive of net reinvested income. Source: FE. This document is designed only for professional investors and experienced advisers. The value of investments and the income gained may fluctuate. Investors may not get back the full amount invested. Past performance is not a guide to the future.