

iShares Phscl Pltnm ETC GBP

Fund Information

Sector
Commodity & Energy

Manager's Name
N/A

Date Manager Appointed
N/A

Launch Date
Apr 2011

Fund Size (£m)
£162.58

Yield* (See page2)
0.00 %

XD Dates
N/A

Last Distribution
N/A (XD Date)
N/A (Pay Date)
N/A (Distribution)

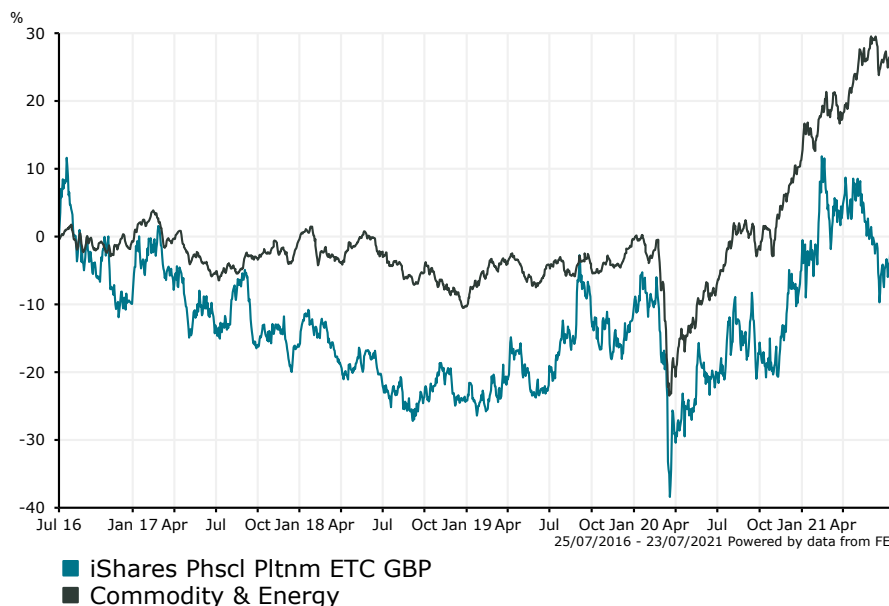
OCF
0.20 %

Fund Aim

The ETC seeks to track the return of the platinum spot price.

Sector: Commodity & Energy

Performance



Morningstar Analyst Rating

N/A

FE Crown Rating

Discrete Performance - 12 months to 31/12/20

	2020	2019	2018	2017	2016
Fund	6.95	17.10	-9.39	-7.01	23.57
Stock Sector Average	11.77	11.01	-9.94	0.26	14.36

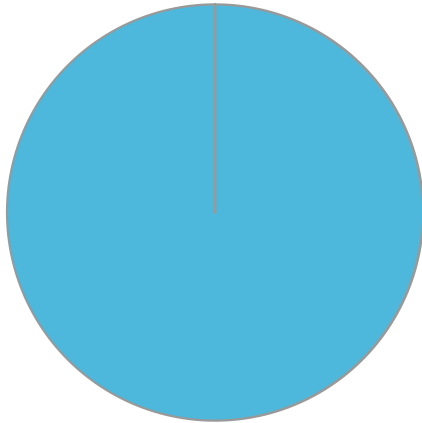
Cumulative Performance to 30/06/21

	1 Yr	2 Yrs	3 Yrs	4 Yrs	5 Yrs
Fund	16.11	18.53	17.72	6.48	0.73
Stock Sector Average	35.95	31.81	29.17	33.52	26.90

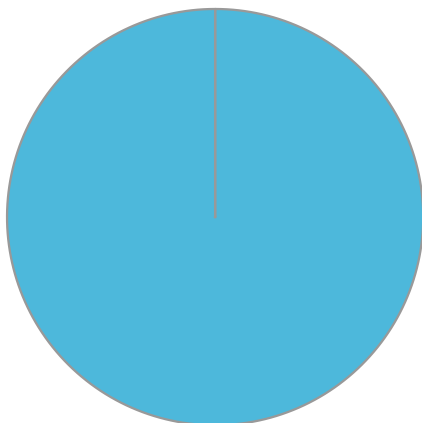
Performance Analysis - Annualised 3 years

	Growth Rate %	Volatility	Alpha	Beta	Sharpe
Fund	5.59	19.77	-1.91	0.98	0.11
Stock Sector Average	8.91	13.86	0.00	1.00	0.39

Fund Composition



	(%)
Commodity & Energy	100.00



	(%)
Precious Metals & Stones	100.00

* Data supplied by fund managers regarding fixed interests funds may not specify yield type. As the provision of redemption yield is an FCA regulatory requirement Novia assumes these are used.

Important Information

Performance details and yields are as at 30/06/2021. Performance figures are inclusive of net reinvested income. Source: FE. This document is designed only for professional investors and experienced advisers. The value of investments and the income gained may fluctuate. Investors may not get back the full amount invested. Past performance is not a guide to the future.