



iShares Phscl Palldm ETC GBP

**Fund Information**

**Sector**  
Commodity & Energy

**Manager's Name**  
N/A

**Date Manager Appointed**  
N/A

**Launch Date**  
Apr 2011

**Fund Size (£m)**  
£26.00

**Yield\*** (See page2)  
0.00 %

**XD Dates**  
N/A

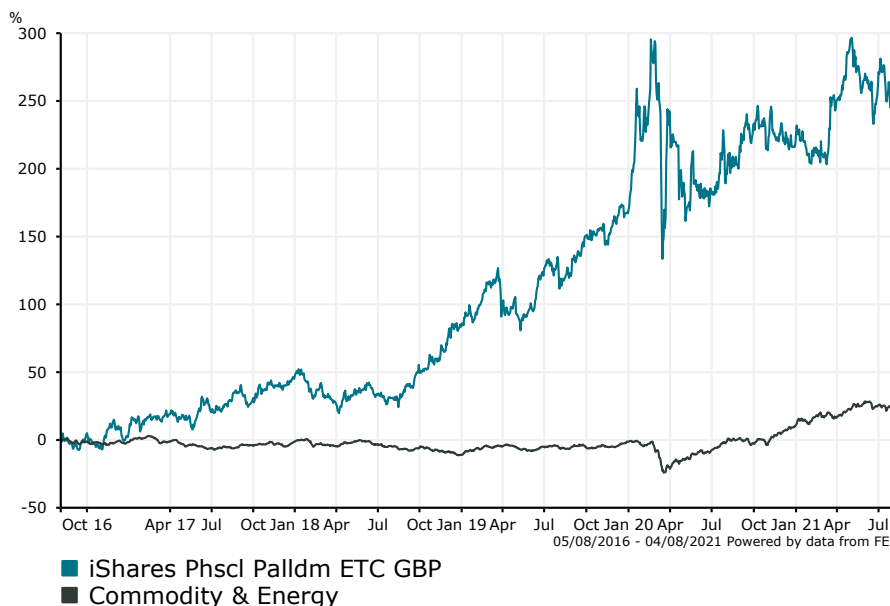
**Last Distribution**  
N/A (XD Date)  
N/A (Pay Date)  
N/A(Distribution)

**OCF**  
0.20 %

**Fund Aim**

The ETC seeks to track the return of the palladium spot price.  
**Sector:** Commodity & Energy

**Performance**



**Morningstar Analyst Rating**  
N/A

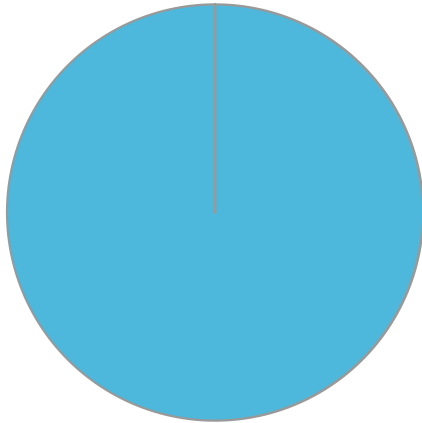
**FE Crown Rating**

Discrete Performance - 12 months to 31/12/20					
	2020	2019	2018	2017	2016
Fund	19.25	45.56	26.52	42.12	46.82
Stock Sector Average	11.77	11.01	-9.94	0.26	14.36

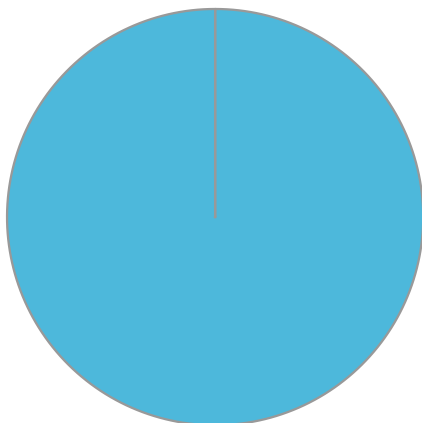
Cumulative Performance to 31/07/21					
	1 Yr	2 Yrs	3 Yrs	4 Yrs	5 Yrs
Fund	21.27	51.78	167.53	177.99	252.59
Stock Sector Average	28.63	31.82	31.53	32.00	26.34

Performance Analysis - Annualised 3 years					
	Growth Rate %	Volatility	Alpha	Beta	Sharpe
Fund	38.82	28.02	47.49	-0.25	1.26
Stock Sector Average	9.57	13.80	0.00	1.00	0.44

**Fund Composition**



	(%)
Commodity & Energy	100.00



	(%)
Commodity & Energy	100.00

\* Data supplied by fund managers regarding fixed interests funds may not specify yield type. As the provision of redemption yield is an FCA regulatory requirement Novia assumes these are used.

**Important Information**

Performance details and yields are as at 31/07/2021. Performance figures are inclusive of net reinvested income. Source: FE. This document is designed only for professional investors and experienced advisers. The value of investments and the income gained may fluctuate. Investors may not get back the full amount invested. Past performance is not a guide to the future.