

Guinness EM Eq Inc Y I GBP

Fund Information

Sector

Equity - Emerging Markets

Manager's Name

 Edmund Harriss
 Mark Hammonds

Date Manager Appointed

Dec 2016

Launch Date

Dec 2016

Fund Size (£m)

£4.21

Yield* (See page2)

2.97 %

XD Dates

Jul 01, Jan 04

Last Distribution

01/07/21 (XD Date)

30/07/21 (Pay Date)

0.16(Distribution)

OCF

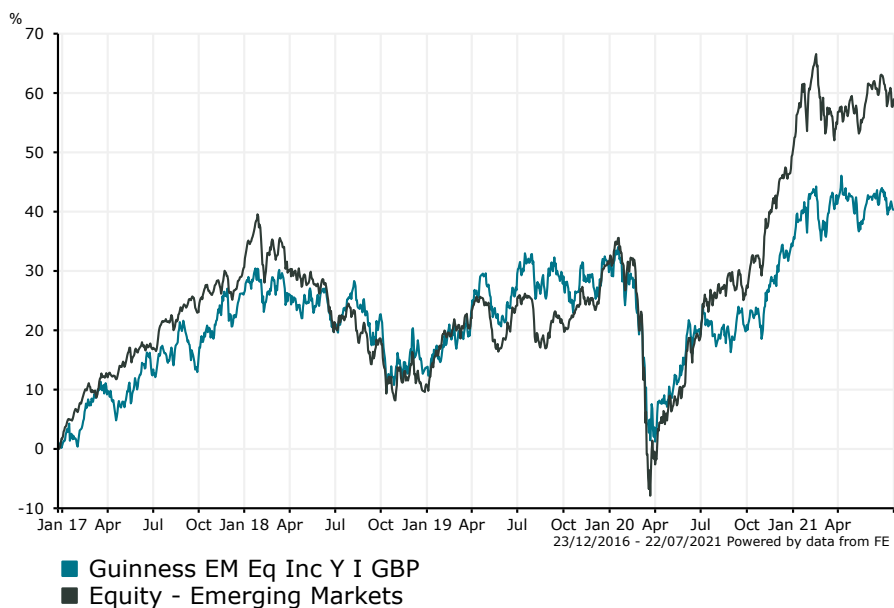
0.89 %

Fund Aim

The investment objective of the Fund is to provide investors with both income and long-term capital appreciation. To do this the fund invests in the shares of a range of companies based in, or with significant business activities in Emerging Markets.

Sector: Equity - Emerging Markets

Performance



Morningstar Analyst Rating
 N/A

FE Crown Rating


Discrete Performance - 12 months to 31/12/20

	2020	2019	2018	2017	2016
Fund	3.36	14.18	-9.78	25.79	-
Stock Sector Average	14.04	18.29	-15.11	28.42	10.70

Cumulative Performance to 30/06/21

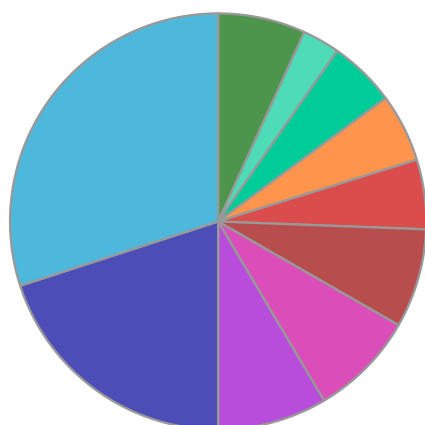
	1 Yr	2 Yrs	3 Yrs	4 Yrs	5 Yrs
Fund	20.28	13.11	18.34	27.57	-
Stock Sector Average	37.39	31.17	34.17	39.45	68.05

Performance Analysis - Annualised 3 years

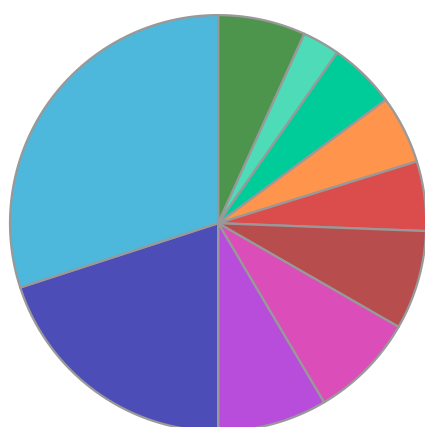
	Growth Rate %	Volatility	Alpha	Beta	Sharpe
Fund	5.77	14.00	-0.99	0.67	0.16
Stock Sector Average	10.29	17.47	0.00	1.00	0.39

Guinness EM Eq Inc Y I GBP

Fund Composition



	(%)
Chinese Equities	30.00
Taiwanese Equities	20.00
Indian Equities	8.50
South Korean Equities	8.20
International Equities	7.70
Brazilian Equities	5.40
UK Equities	5.30
South African Equities	5.20
Peruvian Equity	2.90
Others	6.80



	(%)
China	30.00
Taiwan	20.00
India	8.50
Korea	8.20
Others	7.70
Brazil	5.40
UK	5.30
South Africa	5.20
Peru	2.90
Others	6.80

Largest Holdings

Holdings	(%)
ELITE MATERIAL CO	3.40
CHINA MERCHANTS BANK CO LTD	3.10
CHINA MEDICAL SYSTEM HLDGS LTD	3.10
SHENHUA INTERNATIONAL LTD	3.10
HON HAI PRECISION INDUSTRY	3.00

Holdings	(%)
BAJAJ AUTO LTD(NEW)	3.00
CREDICORP	2.90
TAIWAN SEMICONDUCTOR CO	2.90
TECH MAHINDRA	2.90
LG HOUSEHOLD & HEALTH CARE LTD	2.80

* Data supplied by fund managers regarding fixed interests funds may not specify yield type. As the provision of redemption yield is an FCA regulatory requirement Novia assumes these are used.

Important Information

Performance details and yields are as at 30/06/2021. Performance figures are inclusive of net reinvested income. Source: FE. This document is designed only for professional investors and experienced advisers. The value of investments and the income gained may fluctuate. Investors may not get back the full amount invested. Past performance is not a guide to the future.