

Guinness Asian Eq Inc Y Acc GBP

Fund Information

Sector

Equity - Asia Pacific ex Japan

Manager's Name

Edmund Harriss
Mark Hammonds

Date Manager Appointed

Dec 2013

Launch Date

May 2017

Fund Size (£m)

£213.12

Yield* (See page2)

3.35 %

XD Dates

N/A

Last Distribution

N/A (XD Date)
N/A (Pay Date)
N/A (Distribution)

OCF

0.89 %

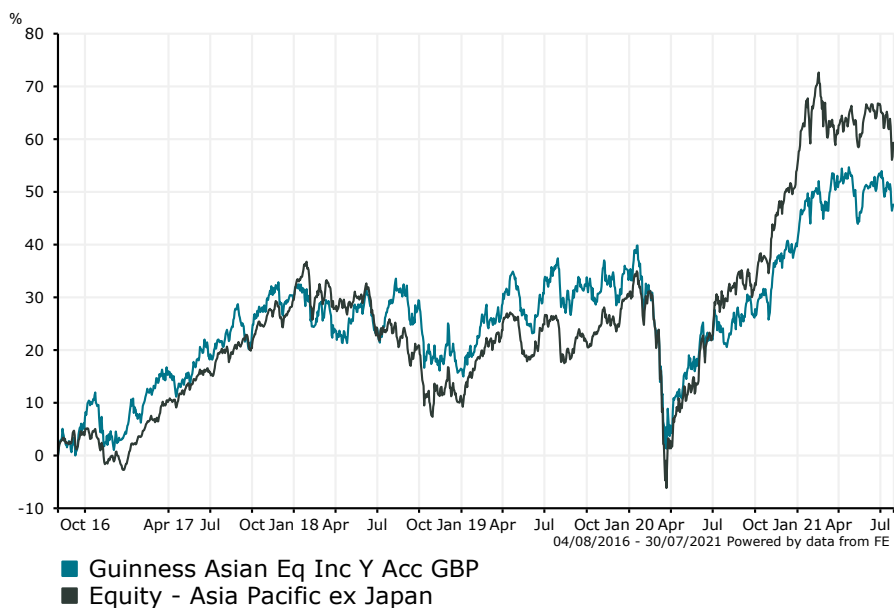
Fund Aim

The investment objective of the Fund is to provide investors with both income and long-term capital appreciation. To do this the fund invests in the shares of a range of companies doing business in Asia.

The fund will normally invest in at least four different countries.

Sector: Equity - Asia Pacific ex Japan

Performance


Morningstar Analyst Rating

N/A

FE Crown Rating

Discrete Performance - 12 months to 31/12/20

	2020	2019	2018	2017	2016
Fund	4.79	14.43	-10.25	24.64	28.23
Stock Sector Average	18.48	16.87	-14.04	31.56	6.44

Cumulative Performance to 31/07/21

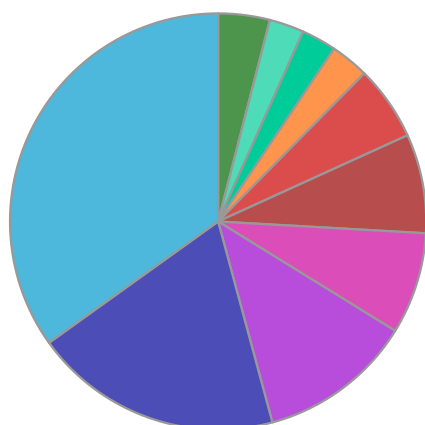
	1 Yr	2 Yrs	3 Yrs	4 Yrs	5 Yrs
Fund	22.27	8.68	13.83	22.26	48.18
Stock Sector Average	22.51	26.80	26.86	32.28	58.01

Performance Analysis - Annualised 3 years

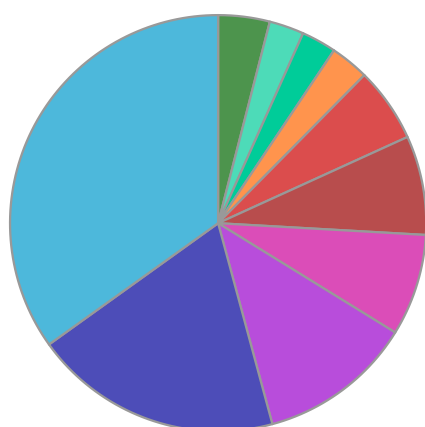
	Growth Rate %	Volatility	Alpha	Beta	Sharpe
Fund	4.41	14.99	-1.90	0.78	0.06
Stock Sector Average	8.25	17.11	0.00	1.00	0.28

Guinness Asian Eq Inc Y Acc GBP

Fund Composition



	(%)
Chinese Equities	34.90
Taiwanese Equities	19.30
Australian Equities	12.00
Singapore Equities	7.90
South Korean Equities	7.70
US Equities	5.80
Indian Equities	3.00
Hong Kong Equities	2.70
Malaysian Equities	2.70
Others	4.00



	(%)
China	34.90
Taiwan	19.30
Australia	12.00
Singapore	7.90
Korea	7.70
USA	5.80
India	3.00
Hong Kong	2.70
Malaysia	2.70
Others	4.00

Largest Holdings

Holdings	(%)
SONIC HEALTHCARE LTD	3.40
ELITE MATERIAL CO	3.20
CHINA MEDICAL SYSTEM HLDGS LTD	3.20
BOC HONG KONG(HLDGS)	3.10
CHINA MERCHANTS BANK CO LTD	3.10

Holdings	(%)
NOVATEK MICROELECTRONICS CORP	3.00
HON HAI PRECISION INDUSTRY	3.00
TECH MAHINDRA	3.00
CORPORATE TRAVEL MANAGEMENT LTD	3.00
SHENHUA INTERNATIONAL LTD	3.00

* Data supplied by fund managers regarding fixed interests funds may not specify yield type. As the provision of redemption yield is an FCA regulatory requirement Novia assumes these are used.

Important Information

Performance details and yields are as at 31/07/2021. Performance figures are inclusive of net reinvested income. Source: FE. This document is designed only for professional investors and experienced advisers. The value of investments and the income gained may fluctuate. Investors may not get back the full amount invested. Past performance is not a guide to the future.