

Guinness European Eq Inc Y D£

Fund Information

Sector

Equity - Europe ex UK

Manager's Name

Nick Edwards

Date Manager Appointed

Sep 2020

Launch Date

Jan 2018

Fund Size(£m)

£8.90

Yield* (See page2)

3.06 %

XD Dates

Jul 01, Jan 04

Last Distribution

01/07/21 (XD Date)

30/07/21 (Pay Date)

0.22(Distribution)

OCF

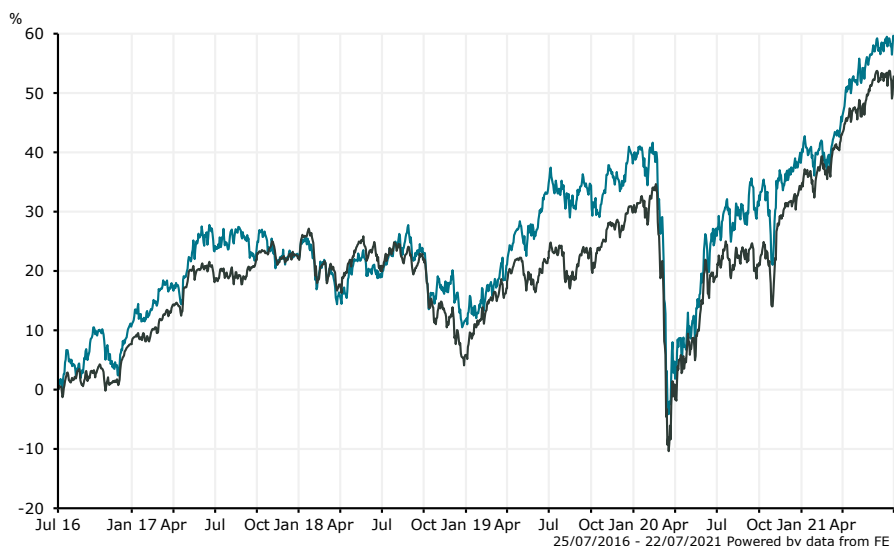
0.89 %

Fund Aim

The investment objective of the Fund is to provide investors with both income and long-term capital appreciation. To do this the fund invests in the shares of a range of companies doing business in Europe (excluding the UK). The fund will normally invest in at least four different countries.

Sector: Equity - Europe ex UK

Performance



■ Guinness European Eq Inc Y D£
■ Equity - Europe ex UK

Morningstar Analyst Rating
N/A

FE Crown Rating


Discrete Performance - 12 months to 31/12/20

	2020	2019	2018	2017	2016
Fund	0.08	23.70	-8.80	10.67	28.50
Stock Sector Average	2.98	22.65	-13.35	13.47	4.14

Cumulative Performance to 30/06/21

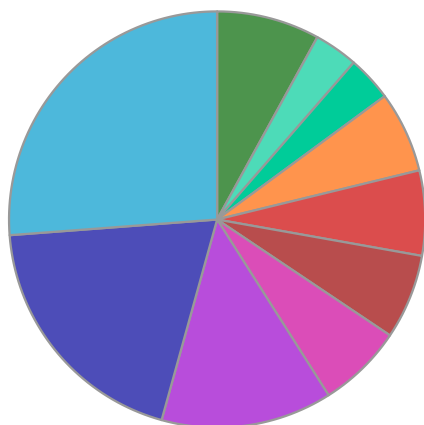
	1 Yr	2 Yrs	3 Yrs	4 Yrs	5 Yrs
Fund	24.17	17.37	31.28	27.35	64.51
Stock Sector Average	27.63	24.40	25.75	28.71	58.25

Performance Analysis - Annualised 3 years

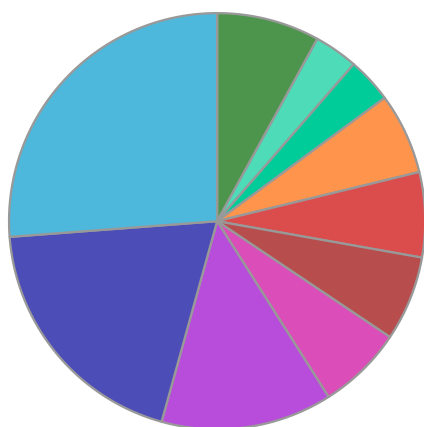
	Growth Rate %	Volatility	Alpha	Beta	Sharpe
Fund	9.50	17.53	2.13	0.93	0.34
Stock Sector Average	7.94	17.59	0.00	1.00	0.25

Guinness European Eq Inc Y D£

Fund Composition



	(%)
French Equities	26.20
German Equities	19.50
Swiss Equities	13.30
Finnish Equities	6.60
Global Equities	6.60
Swedish Equities	6.60
Norwegian Equities	6.30
Dutch Equities	3.50
Irish Equities	3.40
Others	8.00



	(%)
France	26.20
Germany	19.50
Switzerland	13.30
Finland	6.60
Others	6.60
Sweden	6.60
Norway	6.30
Netherlands	3.50
Ireland	3.40
Others	8.00

Largest Holdings

Holdings	(%)
DEUTSCHE BORSE AG	3.60
CAPGEMINI SE	3.50
EURONEXT BRUSSELS SA	3.50
EPIROC AB	3.50
ABB LTD	3.40

Holdings	(%)
SMURFIT KAPPA GROUP PLC	3.40
KAUFMAN & BROAD	3.40
ROCHE HLDG AG	3.40
TIETOEVRY CORP	3.30
NOVO-NORDISK AS	3.30

* Data supplied by fund managers regarding fixed interests funds may not specify yield type. As the provision of redemption yield is an FCA regulatory requirement Novia assumes these are used.

Important Information

Performance details and yields are as at 30/06/2021. Performance figures are inclusive of net reinvested income. Source: FE. This document is designed only for professional investors and experienced advisers. The value of investments and the income gained may fluctuate. Investors may not get back the full amount invested. Past performance is not a guide to the future.