

Guinness Sus Engy Y A£

Fund Information

Sector

Commodity & Energy

Manager's Name

 Jonathan Waghorn
Will Riley

Date Manager Appointed

Mar 2019

Launch Date

Feb 2018

Fund Size(£m)

£814.53

Yield* (See page2)

0.00 %

XD Dates

N/A

Last Distribution

 N/A (XD Date)
N/A (Pay Date)
N/A(Distribution)

OCF

0.70 %

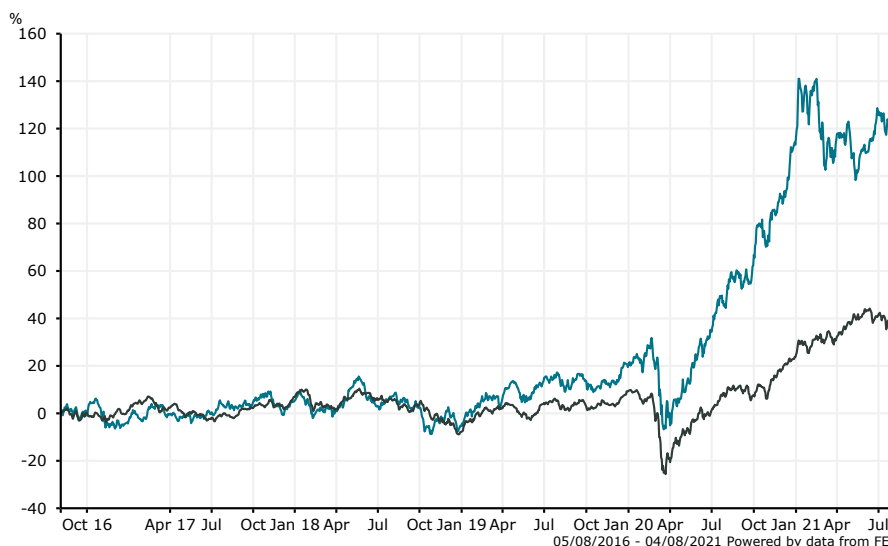
Fund Aim

The investment objective of the Fund is to provide investors with long-term capital appreciation. To do this the fund invests in the shares of a range of companies in the sustainable energy industry.

Sustainable energy means energy not requiring fossil fuels like oil or coal.

Sector: Commodity & Energy

Performance



■ Guinness Sus Engy Y A£
■ Commodity & Energy

Morningstar Analyst Rating

N/A

FE Crown Rating

Discrete Performance - 12 months to 31/12/20

	2020	2019	2018	2017	2016
Fund	78.45	26.30	-9.93	9.76	0.86
Stock Sector Average	13.27	18.52	-13.81	5.63	23.06

Cumulative Performance to 31/07/21

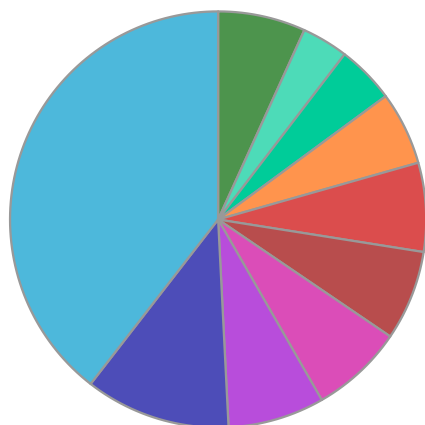
	1 Yr	2 Yrs	3 Yrs	4 Yrs	5 Yrs
Fund	57.01	95.35	111.83	120.90	138.33
Stock Sector Average	32.28	34.65	33.32	41.53	42.88

Performance Analysis - Annualised 3 years

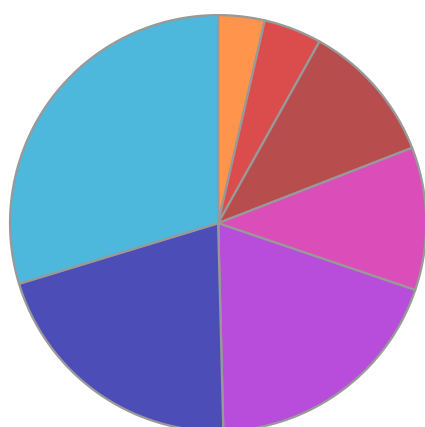
	Growth Rate %	Volatility	Alpha	Beta	Sharpe
Fund	28.43	21.39	19.16	0.87	1.17
Stock Sector Average	10.06	18.77	0.00	1.00	0.35

Guinness **Sus Engy Y A£**

Fund Composition



	(%)
USA	39.50
China	11.30
Korea	7.50
Canada	7.20
Germany	7.00
Spain	6.90
France	5.70
Money Market	4.50
Sweden	3.60
Others	6.80



	(%)
Others	29.70
Electronics	20.70
Alternative & Renewable Energy	19.40
Others	11.10
Others	11.00
Money Market	4.50
Utilities	3.60

Largest Holdings

Holdings	(%)
CHINA LONGYUAN POWER GROUP CORP LTD	4.20
TRANSALTA RENEWABLES INC	4.10
SAMSUNG SDI	3.90
AMERESCO INC	3.90
SCHNEIDER ELECTRIC SE	3.80

Holdings	(%)
NEXTERA ENERGY INC	3.70
FIRST SOLAR INC	3.70
APTIV PLC	3.70
HELLA GMBH & CO. KGAA	3.70
XINYI SOLAR HLDGS LTD	3.70

* Data supplied by fund managers regarding fixed interests funds may not specify yield type. As the provision of redemption yield is an FCA regulatory requirement Novia assumes these are used.

Important Information

Performance details and yields are as at 31/07/2021. Performance figures are inclusive of net reinvested income. Source: FE. This document is designed only for professional investors and experienced advisers. The value of investments and the income gained may fluctuate. Investors may not get back the full amount invested. Past performance is not a guide to the future.