

**iShares GblCorBdUETF H I£**
**Fund Information**
**Sector**  
 Fixed Int - Global

**Manager's Name**  
 BlackRock Asset Management Ireland Ltd

**Date Manager Appointed**  
 Sep 2012

**Launch Date**  
 Mar 2018

**Fund Size(£m)**  
 £3383.05

**Yield\*** (See page2)  
 0.00 %

**XD Dates**  
 Mar 11, Sep 17

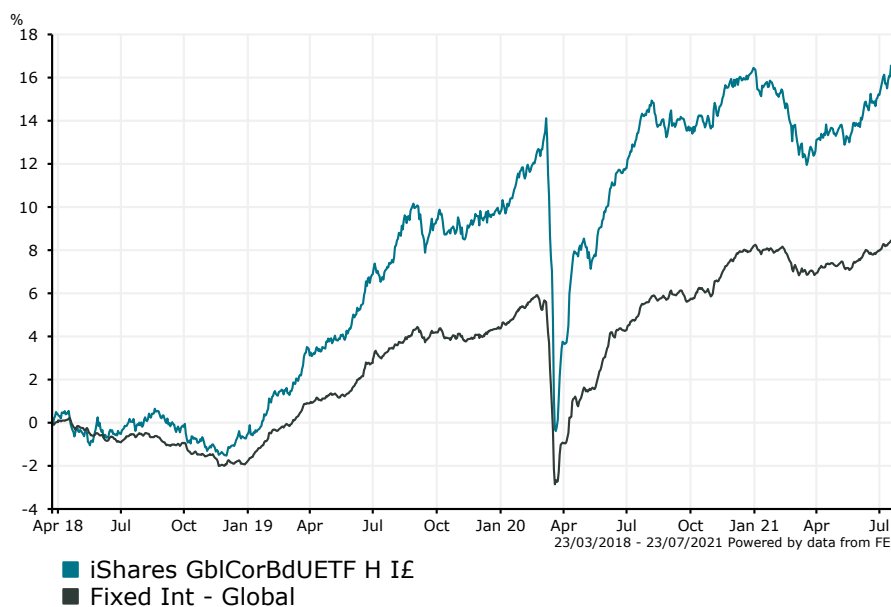
**Last Distribution**  
 11/03/21 (XD Date)  
 24/03/21 (Pay Date)  
 0.05(Distribution)

**OCF**  
 0.25 %

**Fund Aim**

The Fund seeks to track the performance of an index composed of investment grade corporate bonds from issuers in emerging and developed markets.

**Sector:** Fixed Int - Global

**Performance**


**Morningstar Analyst Rating**  
N/A

**FE Crown Rating**

**Discrete Performance - 12 months to 31/12/20**

	2020	2019	2018	2017	2016
Fund	6.17	10.34	-	-	-
Stock Sector Average	3.65	6.32	-2.42	2.27	3.04

**Cumulative Performance to 30/06/21**

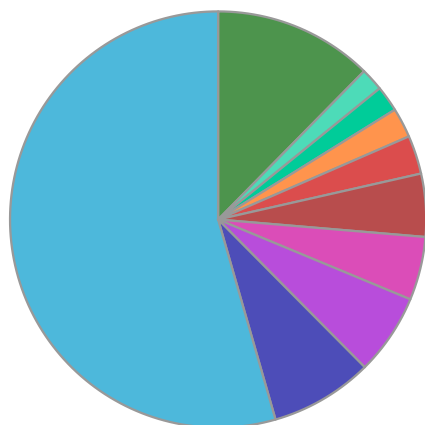
	1 Yr	2 Yrs	3 Yrs	4 Yrs	5 Yrs
Fund	3.07	7.84	15.77	-	-
Stock Sector Average	3.55	5.07	8.95	8.25	10.06

**Performance Analysis - Annualised 3 years**

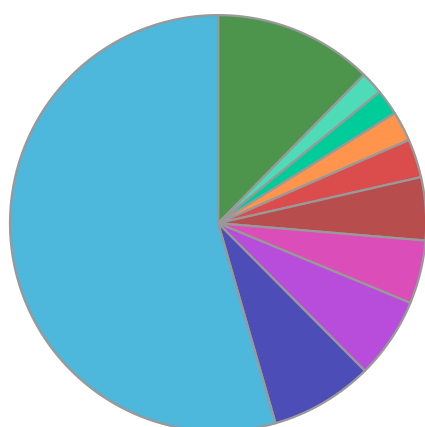
	Growth Rate %	Volatility	Alpha	Beta	Sharpe
Fund	5.00	6.51	0.89	1.43	0.23
Stock Sector Average	2.90	4.37	0.00	1.00	0.00

iShares **GblCorBdUETF H I£**

**Fund Composition**



	(%)
USA	54.61
UK	8.02
France	6.31
Canada	4.94
Germany	4.90
Japan	3.00
Netherlands	2.32
Switzerland	2.01
Australia	1.78
Others	12.41



	(%)
US Fixed Interest	54.61
UK Fixed Interest	8.03
French Fixed Interest	6.31
Canadian Fixed Interest	4.94
German Fixed Interest	4.90
Japanese Fixed Interest	3.00
Dutch Fixed Interest	2.32
Swiss Fixed Interest	2.01
Australian Fixed Interest	1.78
Others	12.40

**Largest Holdings**

Holdings	(%)
JAPAN(GOVERNMENT OF) 0.1% BDS 20/09/28 JPY50000	0.40
JAPAN 0.8% 20/09/2022	0.38
GE CAPITAL INTERNATIONAL FUNDING CO 4.418% BDS 15/11/35 USD1000	0.12
ANHEUSER BUSCH COS INC 4.9% BDS 01/02/46 USD1000	0.09
CVS HEALTH CORP 4.3% BDS 25/04/28 USD2000	0.08

Holdings	(%)
CVS HEALTH CORP 5.05% BDS 25/03/48 USD2000	0.08
T-MOBILE USA INC 3.875% BDS 15/04/30 USD2000144A	0.07
ABBVIE INC 4.25% NTS 21/11/49 USD2000	0.06
AT&T INC 3.5% BDS 15/09/53 USD2000144A	0.06
WELLS FARGO & CO 5.013% BDS 04/04/51 USD1000	0.06

\* Data supplied by fund managers regarding fixed interests funds may not specify yield type. As the provision of redemption yield is an FCA regulatory requirement Novia assumes these are used.

**Important Information**

Performance details and yields are as at 30/06/2021. Performance figures are inclusive of net reinvested income. Source: FE. This document is designed only for professional investors and experienced advisers. The value of investments and the income gained may fluctuate. Investors may not get back the full amount invested. Past performance is not a guide to the future.