

**iShares MSCIWdSmlCpUCTS GBP**
**Fund Information**
**Sector**

Equity - International

**Manager's Name**

N/A

**Date Manager Appointed**

N/A

**Launch Date**

Mar 2018

**Fund Size(£m)**

£2324.17

**Yield\*** (See page2)

0.00 %

**XD Dates**

N/A

**Last Distribution**

N/A (XD Date)

N/A (Pay Date)

N/A(Distribution)

**OCF**

0.35 %

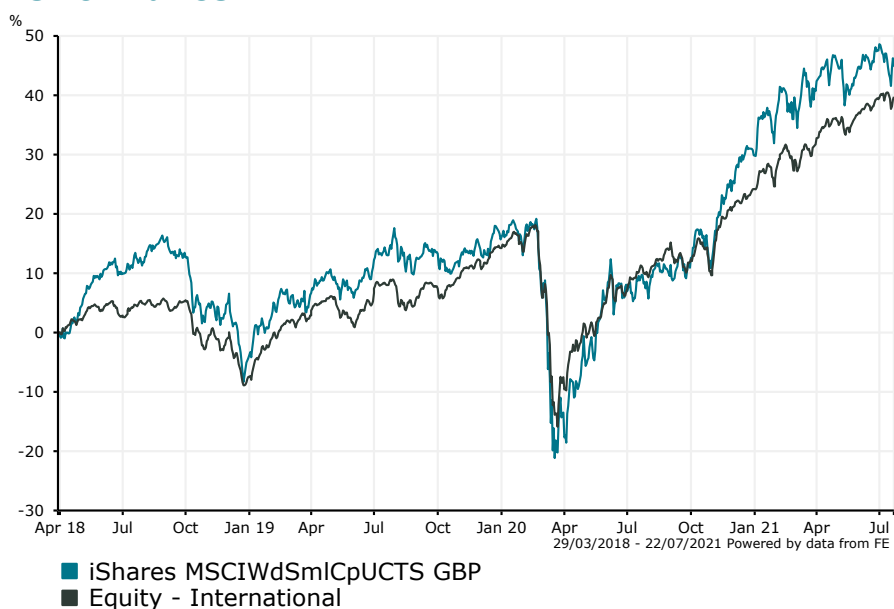
**Morningstar Analyst Rating**

N/A

**FE Crown Rating**
**Fund Aim**

The Share Class is a share class of a Fund which aims to achieve a return on your investment, through a combination of capital growth and income on the Fund's assets, which reflects the return of the MSCI World Small Cap Index, the Fund's benchmark index (Index). The Share Class, via the Fund, aims to invest so far as possible and practicable in the equity securities (e.g. shares) that make up the Index. The Index measures the performance of small capitalisation companies across developed markets globally which comply with MSCI's size, liquidity and free float criteria. The Index is a free float-adjusted market capitalisation weighted index. Free float-adjusted means that only shares readily available in the market rather than all of a company's issued shares are used in calculating the Index. Free float-adjusted market capitalisation is the share price of a company multiplied by the number of shares readily available in the market. To comply with MSCI's liquidity requirement, securities must be capable of being easily bought or sold in the market in normal market conditions.

**Sector:** Equity - International

**Performance**

**Discrete Performance - 12 months to 31/12/20**

	2020	2019	2018	2017	2016
Fund	12.26	20.88	-	-	-
Stock Sector Average	8.71	23.45	-10.09	13.16	4.69

**Cumulative Performance to 30/06/21**

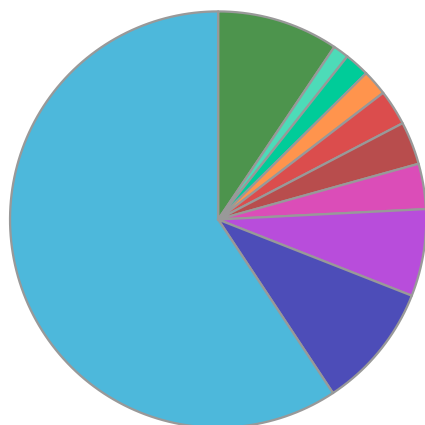
	1 Yr	2 Yrs	3 Yrs	4 Yrs	5 Yrs
Fund	36.52	32.93	34.33	-	-
Stock Sector Average	30.36	30.62	35.45	43.57	64.89

**Performance Analysis - Annualised 3 years**

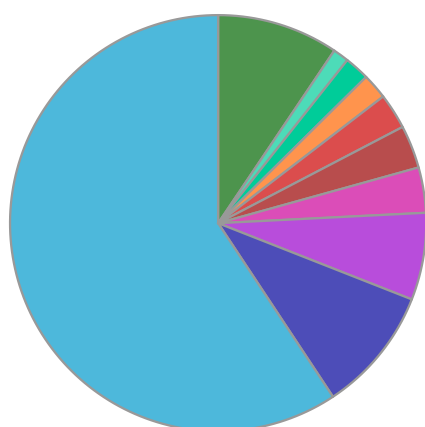
	Growth Rate %	Volatility	Alpha	Beta	Sharpe
Fund	10.34	19.50	-1.70	1.19	0.35
Stock Sector Average	10.64	15.29	0.00	1.00	0.47

iShares MSCIWdSmICpUCTS GBP

**Fund Composition**



	(%)
US Equities	59.18
Japanese Equities	9.71
UK Equities	6.75
Canadian Equities	3.51
Australian Equities	3.33
Swedish Equities	2.76
German Equities	1.98
Swiss Equities	1.93
French Equities	1.23
Others	9.41



	(%)
USA	59.18
Japan	9.71
UK	6.75
Canada	3.51
Australia	3.33
Sweden	2.76
Germany	1.98
Switzerland	1.93
France	1.23
Others	9.41

**Largest Holdings**

Holdings	(%)
CAESARS ENTERTAINMENT INC	0.22
CHARLES RIVER LABORATORIES	0.20
L BRANDS INC	0.20
NUANCE COMMUNICATIONS INC	0.19
BIO-TECHNE CORP	0.19

Holdings	(%)
ENTEGRIS INC	0.18
SIGNATURE BANK	0.18
DIAMONDBACK ENERGY INC	0.18
TAPESTRY INC	0.18
NOVAVAX INC	0.18

\* Data supplied by fund managers regarding fixed interests funds may not specify yield type. As the provision of redemption yield is an FCA regulatory requirement Novia assumes these are used.

**Important Information**

Performance details and yields are as at 30/06/2021. Performance figures are inclusive of net reinvested income. Source: FE. This document is designed only for professional investors and experienced advisers. The value of investments and the income gained may fluctuate. Investors may not get back the full amount invested. Past performance is not a guide to the future.