

iShares MSCI Erp ESG Enhcd UCTS GBP

Fund Information

Sector

Equity - Europe inc UK

Manager's Name

N/A

Date Manager Appointed

N/A

Launch Date

Mar 2019

Fund Size (£m)

£625.10

Yield* (See page2)

0.00 %

XD Dates

Jun 17, Dec 10

Last Distribution

17/06/21 (XD Date)

30/06/21 (Pay Date)

0.08(Distribution)

OCF

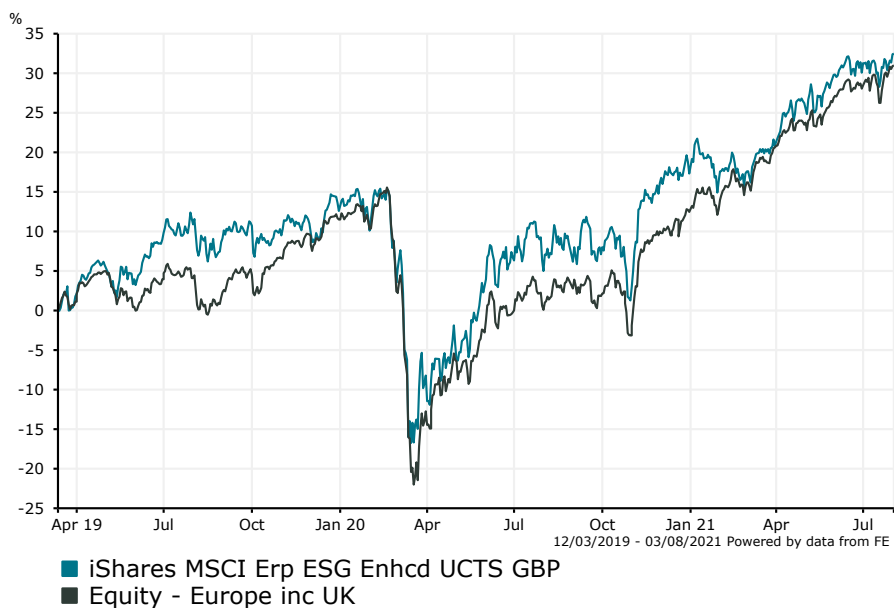
0.12 %

Fund Aim

The fund seeks to track the performance of an index composed of European companies that screens out controversial business areas and gives greater weighting to companies with higher environmental, social and governance (ESG) scores.

Sector: Equity - Europe inc UK

Performance


Morningstar Analyst Rating

N/A

FE Crown Rating

Discrete Performance - 12 months to 31/12/20

	2020	2019	2018	2017	2016
Fund	4.20	-	-	-	-
Stock Sector Average	0.86	22.71	-13.54	11.18	-0.64

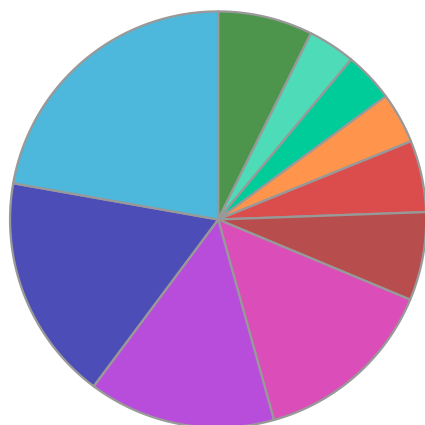
Cumulative Performance to 31/07/21

	1 Yr	2 Yrs	3 Yrs	4 Yrs	5 Yrs
Fund	25.10	18.44	-	-	-
Stock Sector Average	30.43	25.42	22.22	28.16	44.85

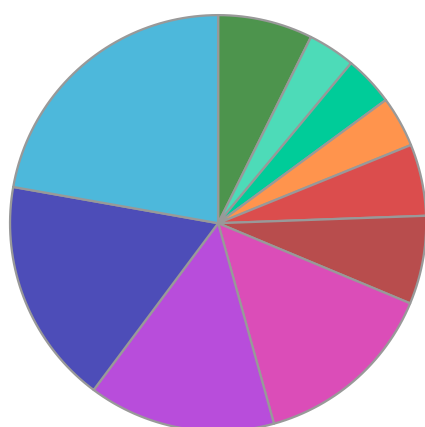
Performance Analysis - Annualised 3 years

	Growth Rate %	Volatility	Alpha	Beta	Sharpe
Fund	-	-	-	-	-
Stock Sector Average	6.92	16.62	0.00	1.00	0.21

Fund Composition



	(%)
UK Equities	22.24
French Equities	17.60
Swiss Equities	14.55
German Equities	14.40
Dutch Equities	6.87
Swedish Equities	5.57
Danish Equities	3.96
Italian Equities	3.88
Spanish Equities	3.68
Others	7.37



	(%)
UK	22.24
France	17.60
Switzerland	14.55
Germany	14.40
Netherlands	6.87
Sweden	5.57
Denmark	3.96
Italy	3.88
Spain	3.68
Others	7.37

Largest Holdings

Holdings	(%)
NESTLE SA	3.22
ASML HOLDING NV	2.78
ROCHE HLDG AG	2.04
LVMH MOET HENNESSY VUITTON SE	1.86
NOVARTIS AG	1.78

Holdings	(%)
SAP SE	1.57
ASTRAZENECA PLC	1.42
ALLIANZ SE	1.36
UNILEVER PLC	1.35
NOVO NORDISK A/S	1.33

* Data supplied by fund managers regarding fixed interests funds may not specify yield type. As the provision of redemption yield is an FCA regulatory requirement Novia assumes these are used.

Important Information

Performance details and yields are as at 31/07/2021. Performance figures are inclusive of net reinvested income. Source: FE. This document is designed only for professional investors and experienced advisers. The value of investments and the income gained may fluctuate. Investors may not get back the full amount invested. Past performance is not a guide to the future.