

7IM Sustainable Balance C Inc

Fund Information

Sector

IA Mixed Investment 20-60% Shares

Manager's Name

7IM - Investment Team

Date Manager Appointed

Sep 2015

Launch Date

Feb 2007

Fund Size(£m)

£188.19

Yield* (See page2)

1.20 %

XD Dates

Dec 01, Jun 01

Last Distribution

01/12/20 (XD Date)

31/01/21 (Pay Date)

0.73(Distribution)

OCF

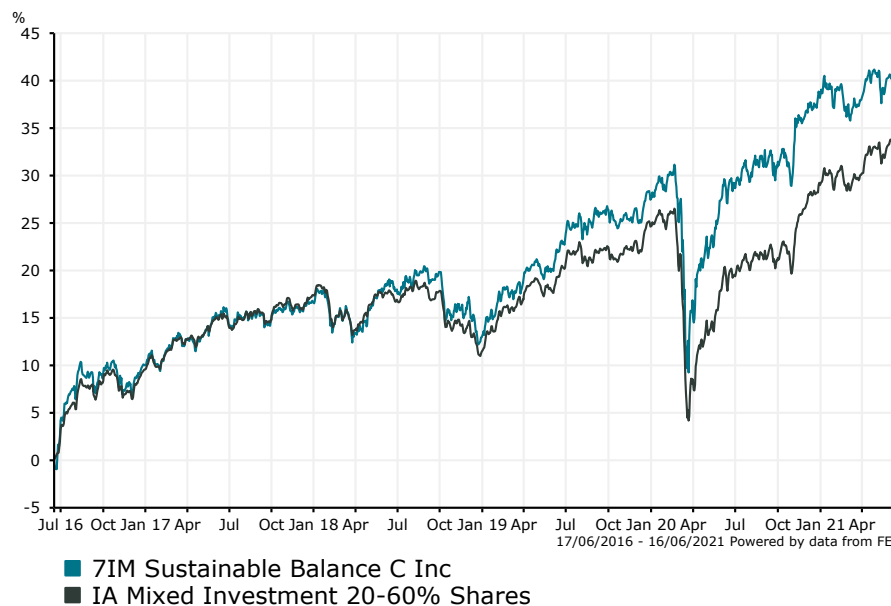
1.25 %

Fund Aim

The fund aims to provide a balance of income and capital growth.

Sector: IA Mixed Investment 20-60% Shares

Performance



Discrete Performance - 12 months to 31/12/20

	2020	2019	2018	2017	2016
Fund	8.42	12.85	-3.25	6.12	9.98
Stock Sector Average	3.51	11.84	-5.10	7.16	10.32

Cumulative Performance to 31/05/21

	1 Yr	2 Yrs	3 Yrs	4 Yrs	5 Yrs
Fund	10.18	16.79	18.90	21.84	40.27
Stock Sector Average	13.05	13.07	13.65	16.03	32.52

Performance Analysis - Annualised 3 years

	Growth Rate %	Volatility	Alpha	Beta	Sharpe
Fund	5.94	7.97	2.14	0.85	0.31
Stock Sector Average	4.36	9.01	0.00	1.00	0.10

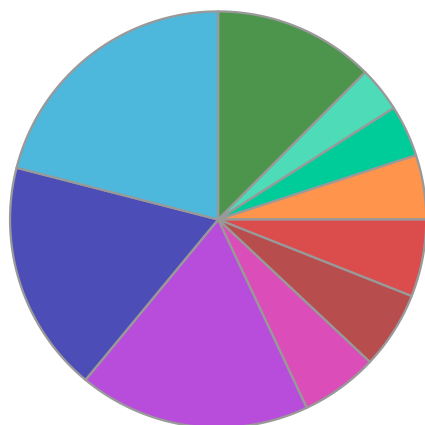
Morningstar Analyst Rating

N/A

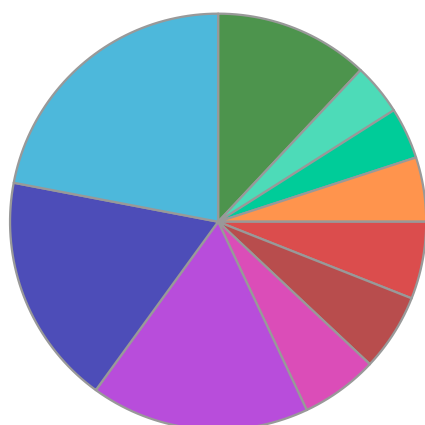
FE Crown Rating


7IM Sustainable Balance C Inc

Fund Composition



	(%)
Global Corporate Fixed Interest	21.00
North American Equities	18.00
UK Equities	18.00
Global High Yield Fixed Interest	6.00
Global Emerging Market Equities	6.00
Global Emerging Market Fixed Interest	6.00
European Equities	5.00
Japanese Equities	4.00
Global Government Fixed Interest	3.50
Others	12.50



	(%)
International	22.00
UK	18.00
North America	17.00
Global Emerging Markets	6.00
International	6.00
International	6.00
Europe	5.00
Global Emerging Markets	4.00
Japan	4.00
Others	12.00

Largest Holdings

Holdings	(%)
AMUNDI LUXEMBOURG SA AMUNDI INDEX US CORP SRI UCITS ETF DR	10.68
THREADNEEDLE UK SOCIAL BOND ZNI GBP	4.97
ISHARES II PLC ISHARES EUR CORP BOND ESG UCITS ETF EUR	4.93
UBS (IRL) ETF PLC - MSCI UNITED KINGDOM IMI SOCIALLY RESPONSIBLE UCITS ETF A DIS	4.03
UBS (LUX) FUND SOLUTIONS MSCI EM M SOC RES A DIS USD(EUR)	3.94

Holdings	(%)
ISHARES MSCI USA SRI UCITS ETF USD	3.52
HSBC GIF GLOBAL GOVERNMENT BOND BC USD	3.35
UBS (LUX) FUND SOLUTIONS MSCI JAP SOCIALY RSP UCIT A JPY DIS	3.10
BLUEBAY FUNDS MANAGEMENT CO SA BLUEBAY FINANCIAL CAPITAL BD K GBP	2.69
BLUEBAY FUNDS MANAGEMENT CO SA GBL HIGH YIELD ESG BOND S GBP	2.69

* Data supplied by fund managers regarding fixed interests funds may not specify yield type. As the provision of redemption yield is an FCA regulatory requirement Novia assumes these are used.

Important Information

Performance details and yields are as at 31/05/2021. Performance figures are inclusive of net reinvested income. Source: FE. This document is designed only for professional investors and experienced advisers. The value of investments and the income gained may fluctuate. Investors may not get back the full amount invested. Past performance is not a guide to the future.