

7IM Adventurous C Acc

Fund Information

Sector

IA Flexible Investment

Manager's Name

7IM - Investment Team

Date Manager Appointed

Dec 2003

Launch Date

Dec 2003

Fund Size (£m)

£155.38

Yield* (See page2)

0.70 %

XD Dates

Dec 01, Jun 01

Last Distribution

01/12/20 (XD Date)

31/01/21 (Pay Date)

1.37(Distribution)

OCF

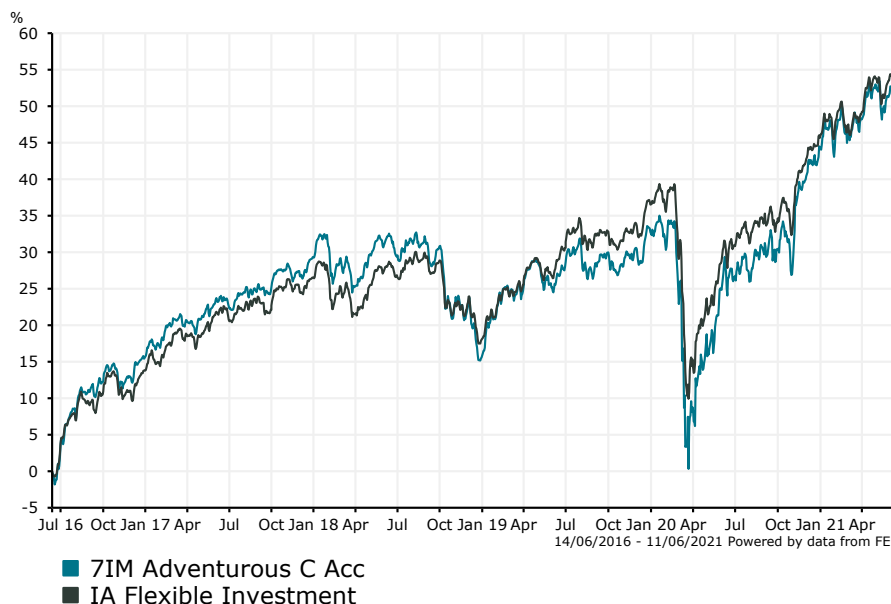
1.47 %

Fund Aim

The fund aims to provide capital growth.

Sector: IA Flexible Investment

Performance



Morningstar Analyst Rating
N/A

FE Crown Rating
👑👑👑👑👑

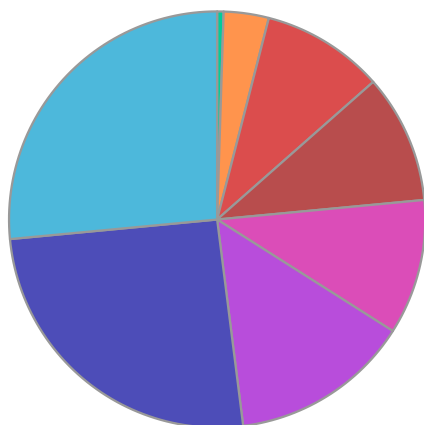
Discrete Performance - 12 months to 31/12/20					
	2020	2019	2018	2017	2016
Fund	8.63	14.84	-10.63	11.95	12.76
Stock Sector Average	6.70	15.66	-6.72	11.21	13.82

Cumulative Performance to 31/05/21					
	1 Yr	2 Yrs	3 Yrs	4 Yrs	5 Yrs
Fund	20.96	20.80	15.76	23.09	52.18
Stock Sector Average	19.53	21.16	20.66	26.47	53.56

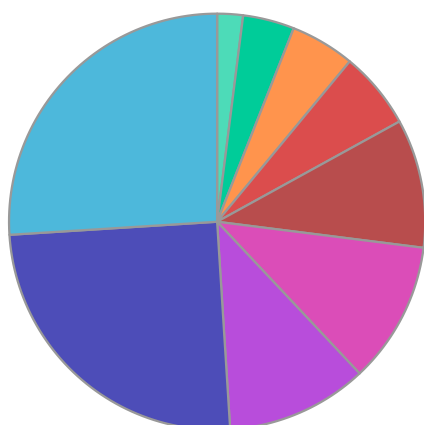
Performance Analysis - Annualised 3 years					
	Growth Rate %	Volatility	Alpha	Beta	Sharpe
Fund	5.00	14.62	-2.66	1.24	0.10
Stock Sector Average	6.46	11.55	0.00	1.00	0.26

7IM Adventurous C Acc

Fund Composition



	(%)
UK Equities	26.50
North American Equities	25.50
Global Emerging Market Equities	14.00
Japanese Equities	10.50
Global Equities	10.00
European Equities	9.50
Property Shares	3.50
Money Market	0.50
Alternative Investment Strategies	0.00
Global Emerging Market Fixed Interest	0.00



	(%)
UK	26.00
North America	25.00
Europe	11.00
Japan	11.00
Global Emerging Markets	10.00
Not Specified	6.00
Not Specified	5.00
Global Emerging Markets	4.00
Money Market	2.00

Largest Holdings

Holdings	(%)
NINETY ONE UK ALPHA K INC GBP	10.90
LF MAJEDIE UK FOCUS X ACC GBP	9.87
AB SICAV I	8.80
RWC GLOBAL EMERGING MARKETS B ACC GBP	7.99
AMUNDI INDEX SOLUTIONS S&P 500 USD	7.54

Holdings	(%)
Usonian Japan Value Fund A1 GBP Acc	7.12
BERKSHIRE HATHAWAY INC	6.55
SCHRODER ISF ASIAN OPPORTUNITIES X ACC NAV USD	6.50
THREADNEEDLE UK EXTENDED ALPHA INA GBP	6.42
LF LIGHTMAN EUROPEAN I ACC	6.36

* Data supplied by fund managers regarding fixed interests funds may not specify yield type. As the provision of redemption yield is an FCA regulatory requirement Novia assumes these are used.

Important Information

Performance details and yields are as at 31/05/2021. Performance figures are inclusive of net reinvested income. Source: FE. This document is designed only for professional investors and experienced advisers. The value of investments and the income gained may fluctuate. Investors may not get back the full amount invested. Past performance is not a guide to the future.