

7IM Moderately Adventurous C Acc

Fund Information

Sector

IA Mixed Investment 40-85% Shares

Manager's Name

7IM - Investment Team

Date Manager Appointed

Dec 2003

Launch Date

Dec 2003

Fund Size(£m)

£469.23

Yield* (See page2)

0.60 %

XD Dates

Dec 01, Jun 01

Last Distribution

01/12/20 (XD Date)

31/01/21 (Pay Date)

1.48(Distribution)

OCF

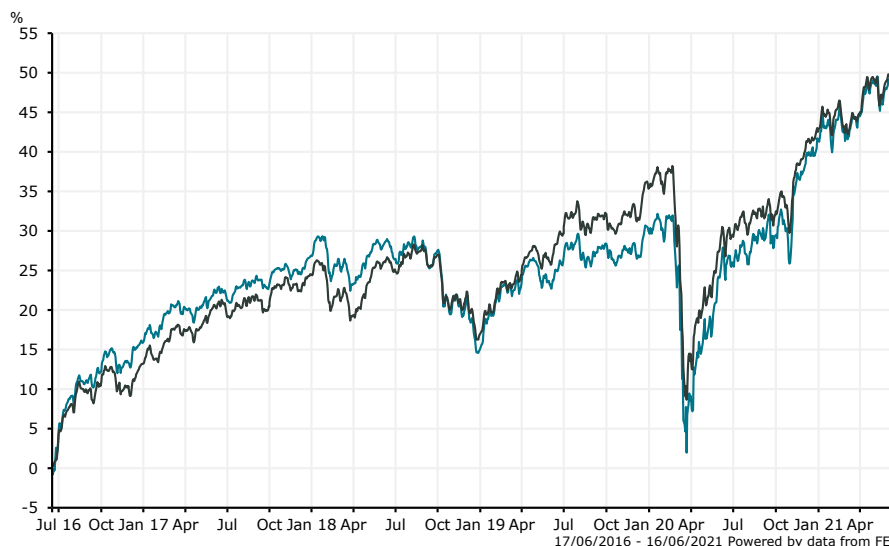
1.42 %

Fund Aim

The fund aims to provide a return primarily by way of capital growth, with some income.

Sector: IA Mixed Investment 40-85% Shares

Performance



■ 7IM Moderately Adventurous C Acc
■ IA Mixed Investment 40-85% Shares

Morningstar Analyst Rating
N/A

FE Crown Rating


Discrete Performance - 12 months to 31/12/20

	2020	2019	2018	2017	2016
Fund	8.79	13.10	-9.41	9.52	12.39
Stock Sector Average	5.32	15.78	-6.11	9.98	12.87

Cumulative Performance to 31/05/21

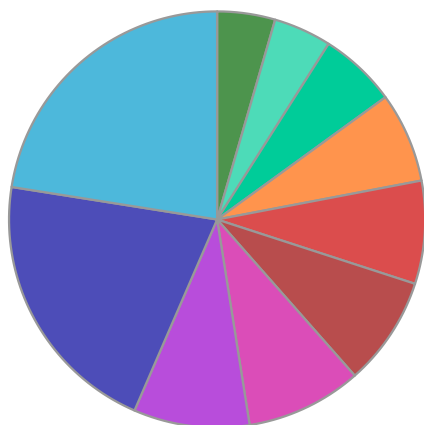
	1 Yr	2 Yrs	3 Yrs	4 Yrs	5 Yrs
Fund	19.10	20.02	15.90	21.48	47.11
Stock Sector Average	16.97	18.27	18.82	23.89	47.53

Performance Analysis - Annualised 3 years

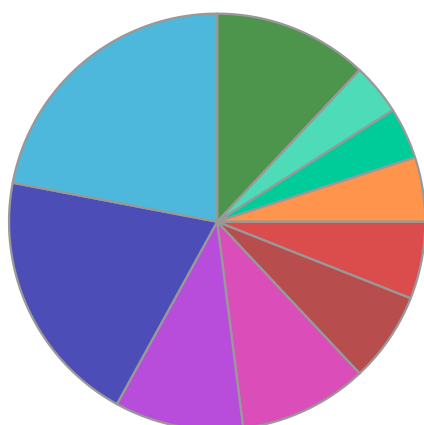
	Growth Rate %	Volatility	Alpha	Beta	Sharpe
Fund	5.04	13.23	-1.54	1.15	0.12
Stock Sector Average	5.92	11.37	0.00	1.00	0.21

7IM Moderately Adventurous C Acc

Fund Composition



	(%)
UK Equities	22.50
North American Equities	21.00
European Equities	9.00
Global Emerging Market Equities	9.00
Japanese Equities	8.50
Global Equities	8.00
Global Emerging Market Fixed Interest	7.00
Alternative Investment Strategies	6.00
Property Shares	4.50
Others	4.50



	(%)
UK	22.00
North America	20.00
Europe	10.00
Japan	10.00
Global Emerging Markets	7.00
Not Specified	6.00
Not Specified	5.00
International	4.00
International	4.00
Others	12.00

Largest Holdings

Holdings	(%)
LF MAJEDIE UK FOCUS X ACC GBP	9.38
AMUNDI INDEX SOLUTIONS S&P 500 USD	9.18
NINETY ONE UK ALPHA K INC GBP	7.56
AB SICAV I	6.94
LF LIGHTMAN EUROPEAN I ACC	5.91

Holdings	(%)
Usonian Japan Value Fund A1 GBP Acc	5.86
THREADNEEDLE UK EXTENDED ALPHA INA GBP	5.61
BERKSHIRE HATHAWAY INC	5.27
ISHARES GLOBAL PROPERTY SECURITIES EQUITY INDEX (UK) L ACC	4.58
SCHRODER ISF ASIAN OPPORTUNITIES X ACC NAV USD	4.58

* Data supplied by fund managers regarding fixed interests funds may not specify yield type. As the provision of redemption yield is an FCA regulatory requirement Novia assumes these are used.

Important Information

Performance details and yields are as at 31/05/2021. Performance figures are inclusive of net reinvested income. Source: FE. This document is designed only for professional investors and experienced advisers. The value of investments and the income gained may fluctuate. Investors may not get back the full amount invested. Past performance is not a guide to the future.