

7IM AAP Income C Inc

Fund Information

Sector

IA Mixed Investment 0-35% Shares

Manager's Name

7IM - Investment Team

Date Manager Appointed

Dec 2003

Launch Date

Dec 2003

Fund Size (£m)

£54.76

Yield* (See page2)

2.90 %

XD Dates

Mar 01, Dec 01, Sep 01, Jun 01

Last Distribution

01/03/21 (XD Date)

30/04/21 (Pay Date)

0.34(Distribution)

OCF

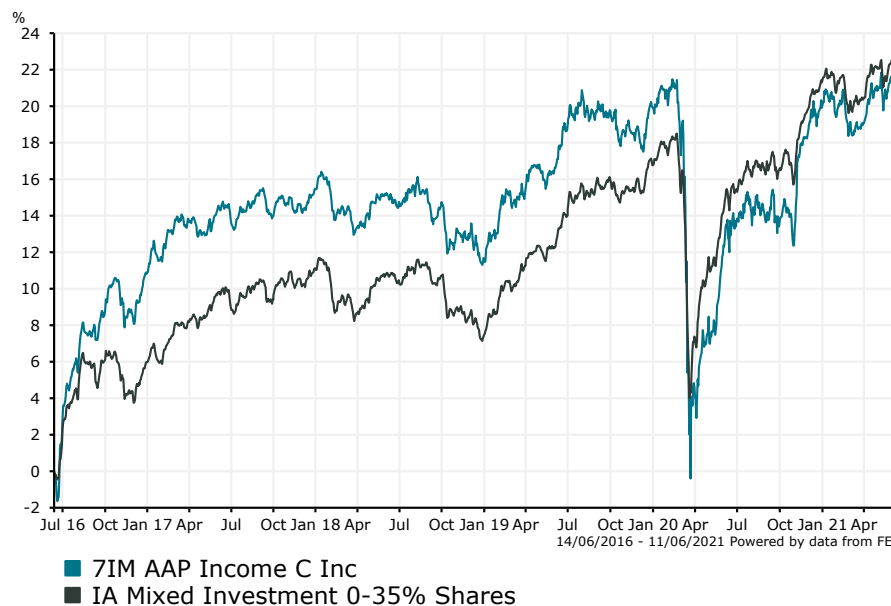
0.88 %

Fund Aim

The fund aims to provide income, while seeking to maintain capital over the long term.

Sector: IA Mixed Investment 0-35% Shares

Performance



Discrete Performance - 12 months to 31/12/20

	2020	2019	2018	2017	2016
Fund	-0.03	7.40	-3.28	4.20	12.14
Stock Sector Average	3.90	8.72	-3.35	4.84	8.47

Cumulative Performance to 31/05/21

	1 Yr	2 Yrs	3 Yrs	4 Yrs	5 Yrs
Fund	8.72	4.41	5.51	6.44	23.01
Stock Sector Average	7.21	8.95	10.50	11.51	23.01

Performance Analysis - Annualised 3 years

	Growth Rate %	Volatility	Alpha	Beta	Sharpe
Fund	1.80	8.62	-2.66	1.38	0.00
Stock Sector Average	3.38	6.06	0.00	1.00	0.00

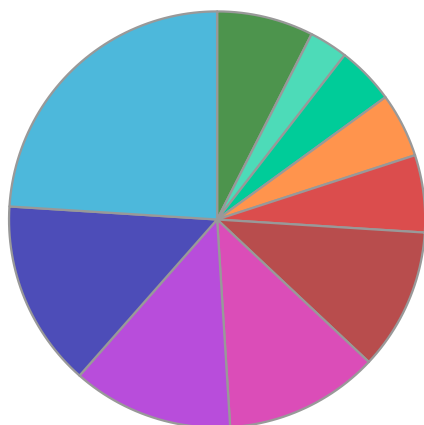
Morningstar Analyst Rating

N/A

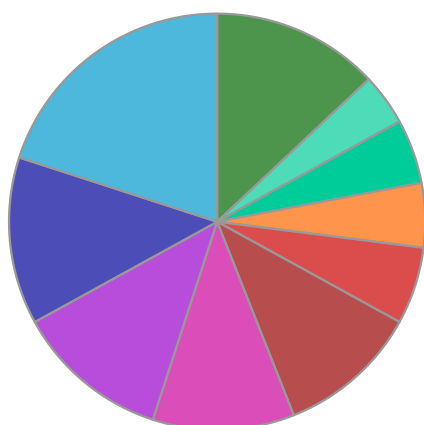
FE Crown Rating


7IM AAP Income C Inc

Fund Composition



	(%)
Global Corporate Fixed Interest	24.00
Global Emerging Market Fixed Interest	14.50
UK Equities	12.50
Global High Yield Fixed Interest	12.00
UK Corporate Fixed Interest	11.00
European Equities	6.00
Property Shares	5.00
Global Emerging Market Equities	4.50
Japanese Equities	3.00
Others	7.50



	(%)
International	20.00
International	13.00
UK	12.00
Global Emerging Markets	11.00
Not Specified	11.00
International	6.00
Europe	5.00
Not Specified	5.00
Money Market	4.00
Others	13.00

Largest Holdings

Holdings	(%)
ISHARES CORE FTSE 100 UCITS ETF INC GBP	13.13
ISHARES OVERSEAS CORPORATE BOND INDEX (UK) L ACC	9.99
TWENTYFOUR MONUMENT BOND L GR INC GBP	9.52
BLUEBAY FUNDS MANAGEMENT CO SA BLUEBAY FINANCIAL CAPITAL BD K GBP	8.15
ROBECO GLOBAL CREDITS IBH GBP	7.08

Holdings	(%)
ANGEL OAK FDS TR MULTI STRATEGY INCOME INSTL	6.61
FIDELITY INDEX EUROPE EX UK P INC	6.17
L&G EMERGING MARKETS GOVERNMENT BOND (US\$) INDEX I ACC	5.57
L&G EMERGING MARKETS GOVERNMENT BOND LOCAL CURRENCY INDEX I INC	5.49
SSGA SPDR S&P EMERGING MARKETS DIVIDEND ARISTOCRATS UCITS ETF EUR	4.57

* Data supplied by fund managers regarding fixed interests funds may not specify yield type. As the provision of redemption yield is an FCA regulatory requirement Novia assumes these are used.

Important Information

Performance details and yields are as at 31/05/2021. Performance figures are inclusive of net reinvested income. Source: FE. This document is designed only for professional investors and experienced advisers. The value of investments and the income gained may fluctuate. Investors may not get back the full amount invested. Past performance is not a guide to the future.