

7IM Moderately Cautious C Acc

Fund Information

Sector

IA Mixed Investment 0-35% Shares

Manager's Name

7IM - Investment Team

Date Manager Appointed

Dec 2003

Launch Date

Dec 2003

Fund Size (£m)

£225.19

Yield* (See page2)

1.90 %

XD Dates

Dec 01, Jun 01

Last Distribution

01/12/20 (XD Date)

31/01/21 (Pay Date)

2.75(Distribution)

OCF

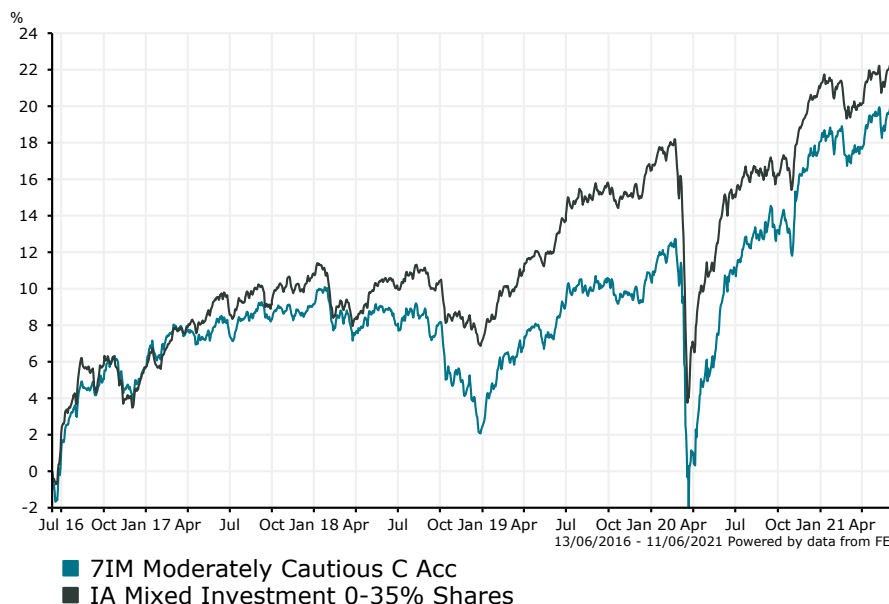
1.38 %

Fund Aim

The fund aims to provide a return by way of income with some capital growth.

Sector: IA Mixed Investment 0-35% Shares

Performance



Discrete Performance - 12 months to 31/12/20

	2020	2019	2018	2017	2016
Fund	6.76	8.01	-6.20	3.34	6.51
Stock Sector Average	3.90	8.72	-3.35	4.84	8.47

Cumulative Performance to 31/05/21

	1 Yr	2 Yrs	3 Yrs	4 Yrs	5 Yrs
Fund	9.73	11.31	10.00	10.81	20.87
Stock Sector Average	7.21	8.95	10.50	11.51	23.01

Performance Analysis - Annualised 3 years

	Growth Rate %	Volatility	Alpha	Beta	Sharpe
Fund	3.23	7.57	-0.83	1.22	0.00
Stock Sector Average	3.38	6.06	0.00	1.00	0.00

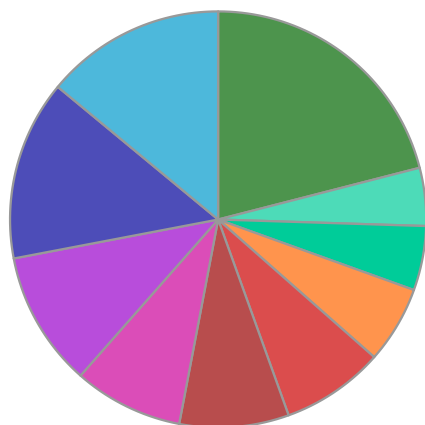
Morningstar Analyst Rating

N/A

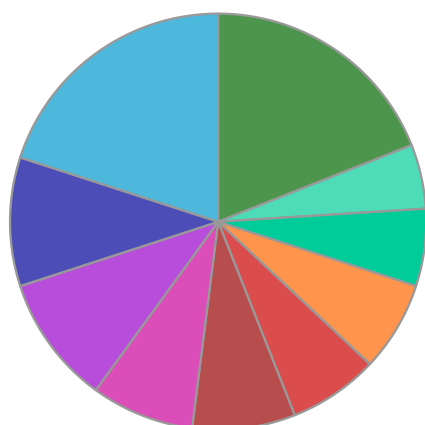
FE Crown Rating


7IM Moderately Cautious C Acc

Fund Composition



	(%)
Alternative Investment Strategies	14.00
Global Corporate Fixed Interest	14.00
UK Equities	10.50
Global Emerging Market Fixed Interest	8.50
North American Equities	8.50
UK Corporate Fixed Interest	8.00
Money Market	6.00
Global High Yield Fixed Interest	5.00
Global Emerging Market Equities	4.50
Others	21.00



	(%)
International	20.00
Not Specified	10.00
UK	10.00
International	8.00
Not Specified	8.00
North America	7.00
UK	7.00
International	6.00
Global Emerging Markets	5.00
Others	19.00

Largest Holdings

Holdings	(%)
NINETY ONE UK ALPHA K INC GBP	6.52
ANGEL OAK FDS TR MULTI STRATEGY INCOME INSTL	6.16
ROBECO GLOBAL CREDITS IH GBP	5.81
BLUEBAY FUNDS MANAGEMENT CO SA BLUEBAY FINANCIAL CAPITAL BD K GBP	5.13
BARING EMERGING MARKET DEBT BLENDED TOTAL RETURN TRANCHE A ACC USD	5.06

Holdings	(%)
SCHRODER ISF ASIAN OPPORTUNITIES X ACC NAV USD	4.60
LF MAJEDIE UK FOCUS X ACC GBP	4.50
SCHRODER LONG DATED CORPORATE BOND Y ACC	3.92
Usonian Japan Value Fund A1 GBP Acc	3.64
TWENTYFOUR MONUMENT BOND L GR INC GBP	3.63

* Data supplied by fund managers regarding fixed interests funds may not specify yield type. As the provision of redemption yield is an FCA regulatory requirement Novia assumes these are used.

Important Information

Performance details and yields are as at 31/05/2021. Performance figures are inclusive of net reinvested income. Source: FE. This document is designed only for professional investors and experienced advisers. The value of investments and the income gained may fluctuate. Investors may not get back the full amount invested. Past performance is not a guide to the future.