

iShares UK Div UETF £
Fund Information
Sector
Equity - UK

Manager's Name
BlackRock Asset Management Ireland Ltd

Date Manager Appointed
Dec 2009

Launch Date
Nov 2005

Fund Size(£m)
£787.67

Yield* (See page2)
0.00 %

XD Dates
Jun 17, Mar 11, Dec 10, Sep 17

Last Distribution
17/06/21 (XD Date)
30/06/21 (Pay Date)
0.14(Distribution)

OCF
0.40 %

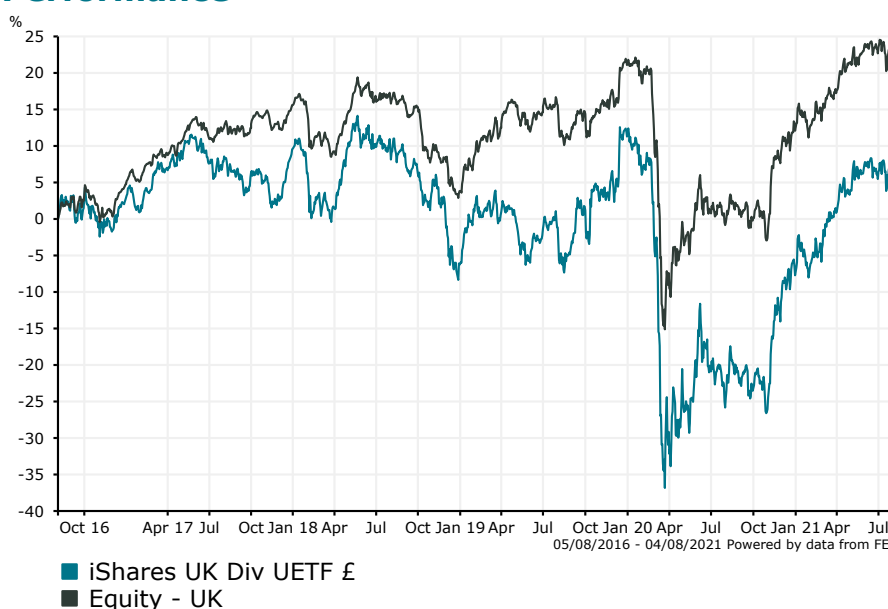
Morningstar Analyst Rating

Negative

FE Crown Rating
Fund Aim

The Share Class is a share class of a Fund which aims to achieve a return on your investment, through a combination of capital growth and income on the Fund's assets, which reflects the return of the FTSE UK Dividend + Index, the Fund's benchmark index. The Share Class, via the Fund, aims to invest so far as possible and practicable in the equity securities (e.g. shares) that make up the benchmark index. The benchmark index measures the performance of UK equity securities within the FTSE 350 Index (excluding investment trusts) that are expected to pay higher dividends than other UK equity securities. The FTSE 350 Index comprises the largest 350 companies which trade on the London Stock Exchange. The benchmark index selects the top 50 equity securities based on their one-year forecast dividend yield and equity securities are included within the benchmark index based on their dividend yield.

Sector: Equity - UK

Performance

Discrete Performance - 12 months to 31/12/20

	2020	2019	2018	2017	2016
Fund	-17.07	18.72	-14.41	6.74	8.48
Stock Sector Average	-7.43	16.62	-10.18	10.28	6.41

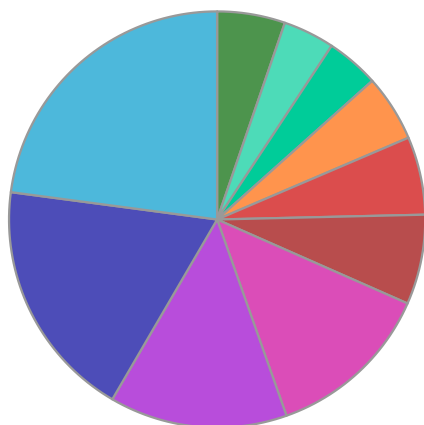
Cumulative Performance to 31/07/21

	1 Yr	2 Yrs	3 Yrs	4 Yrs	5 Yrs
Fund	44.81	8.65	-3.20	0.31	9.26
Stock Sector Average	24.70	6.81	5.43	10.41	24.49

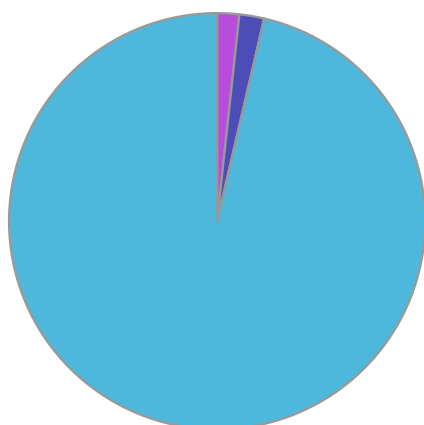
Performance Analysis - Annualised 3 years

	Growth Rate %	Volatility	Alpha	Beta	Sharpe
Fund	-1.08	23.74	-2.47	1.50	-0.01
Stock Sector Average	1.78	15.10	0.00	1.00	0.00

Fund Composition



	(%)
Financials	22.90
Consumer Staples	18.70
Materials	13.81
Utilities	12.98
Energy	6.98
Communications	6.06
Health Care	5.18
Consumer Discretionary	4.11
Real Estate	4.00
Others	5.28



	(%)
UK Equities	96.37
Money Market	1.92
Russian Equities	1.71

Largest Holdings

Holdings	(%)
GLAXOSMITHKLINE	5.18
IMPERIAL BRANDS PLC	5.15
BRITISH AMERICAN TOBACCO	4.94
VODAFONE GROUP	4.92
BP	4.56

Holdings	(%)
NATIONAL GRID PLC	4.51
RIO TINTO	3.96
BHP GROUP PLC	3.84
LEGAL & GENERAL GROUP	3.82
SSE PLC	3.71

* Data supplied by fund managers regarding fixed interests funds may not specify yield type. As the provision of redemption yield is an FCA regulatory requirement Novia assumes these are used.

Important Information

Performance details and yields are as at 31/07/2021. Performance figures are inclusive of net reinvested income. Source: FE. This document is designed only for professional investors and experienced advisers. The value of investments and the income gained may fluctuate. Investors may not get back the full amount invested. Past performance is not a guide to the future.