

iShares MSCI USA ESG Scrnd UCTF A£

Fund Information

Sector
Equity - USA

Manager's Name
BlackRock Asset Management Ireland Ltd

Date Manager Appointed
Oct 2018

Launch Date
Oct 2018

Fund Size(£m)
£4212.14

Yield* (See page2)
0.00 %

XD Dates
N/A

Last Distribution
N/A (XD Date)
N/A (Pay Date)
N/A(Distribution)

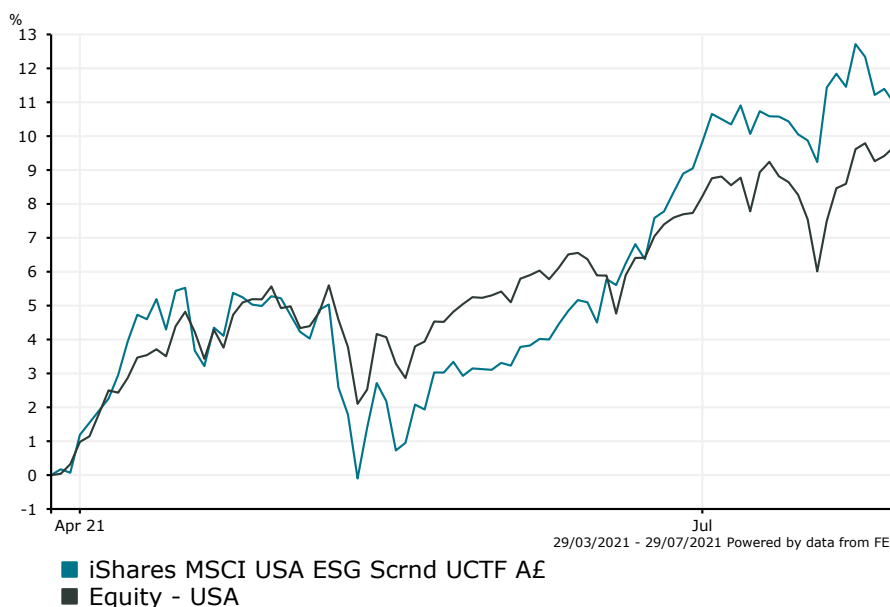
OCF
0.07 %

Fund Aim

The fund seeks to track the performance of an index composed of U.S. companies screened for exposure to thermal coal, controversial weapons, tobacco, and other controversial industries.

Sector: Equity - USA

Performance



Morningstar Analyst Rating
Gold

FE Crown Rating

Discrete Performance - 12 months to 31/12/20

	2020	2019	2018	2017	2016
Fund	-	-	-	-	-
Stock Sector Average	15.77	26.37	-6.97	15.94	7.49

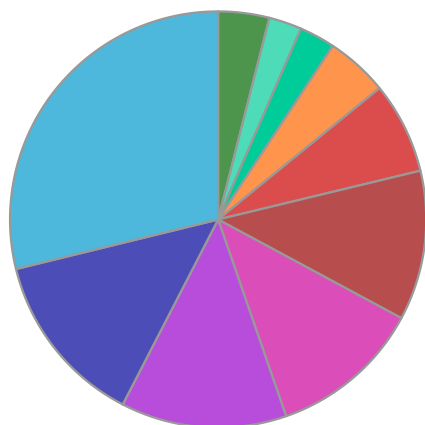
Cumulative Performance to 30/06/21

	1 Yr	2 Yrs	3 Yrs	4 Yrs	5 Yrs
Fund	-	-	-	-	-
Stock Sector Average	38.99	43.45	52.23	69.43	96.56

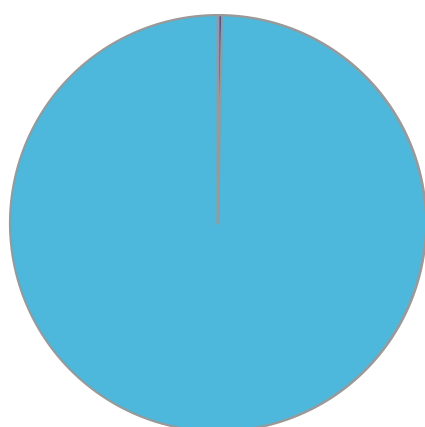
Performance Analysis - Annualised 3 years

	Growth Rate %	Volatility	Alpha	Beta	Sharpe
Fund	-	-	-	-	-
Stock Sector Average	15.04	18.25	0.00	1.00	0.63

Fund Composition



	(%)
Information Technology	28.81
Health Care	13.59
Consumer Discretionary	12.87
Communications	11.84
Financials	11.62
Industrials	7.10
Consumer Staples	4.83
Real Estate	2.78
Energy	2.55
Others	3.96



	(%)
US Equities	99.63
Money Market	0.32

Largest Holdings

Holdings	(%)
APPLE INC	6.21
MICROSOFT CORP	5.04
AMAZON.COM INC	4.11
FACEBOOK INC	2.17
ALPHABET INC	1.99

Holdings	(%)
ALPHABET INC	1.96
TESLA INC	1.49
JPMORGAN CHASE & CO	1.30
JOHNSON & JOHNSON	1.19
VISA INC	1.10

* Data supplied by fund managers regarding fixed interests funds may not specify yield type. As the provision of redemption yield is an FCA regulatory requirement Novia assumes these are used.

Important Information

Performance details and yields are as at 30/06/2021. Performance figures are inclusive of net reinvested income. Source: FE. This document is designed only for professional investors and experienced advisers. The value of investments and the income gained may fluctuate. Investors may not get back the full amount invested. Past performance is not a guide to the future.