

iShares UKImi UETF

**Fund Information**

**Sector**  
Equity - UK

**Manager's Name**  
N/A

**Date Manager Appointed**  
N/A

**Launch Date**  
Mar 2021

**Fund Size(£m)**  
£4.21

**Yield\*** (See page2)  
0.00 %

**XD Dates**  
N/A

**Last Distribution**  
N/A (XD Date)  
N/A (Pay Date)  
N/A(Distribution)

**OCF**  
0.15 %

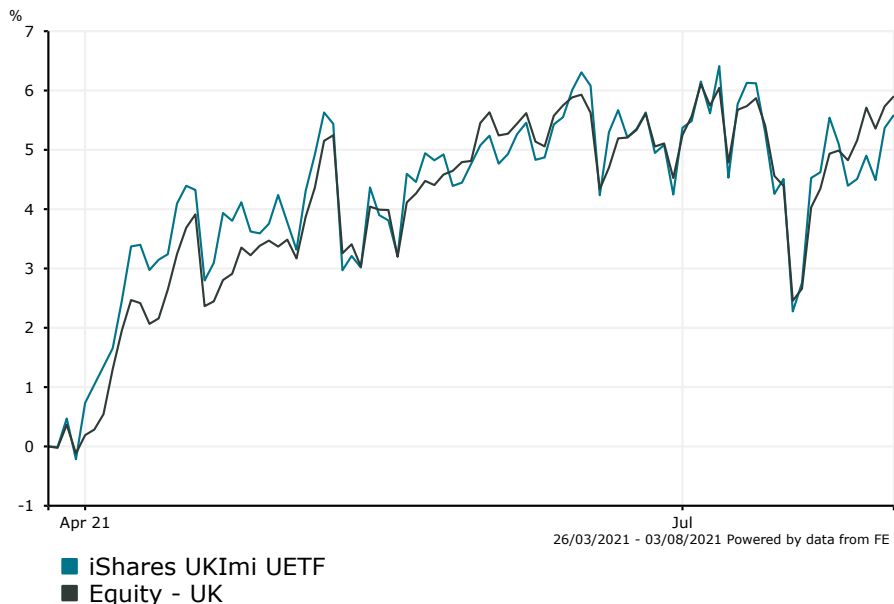
**Morningstar Analyst Rating**  
N/A

**FE Crown Rating**

**Fund Aim**

There is currently no Investment Objective available for this Fund.  
**Sector:** Equity - UK

**Performance**

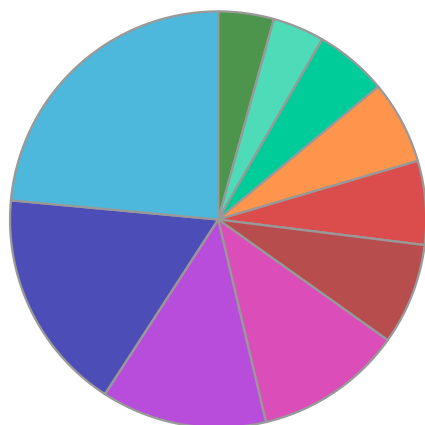


Discrete Performance - 12 months to 31/12/20					
	2020	2019	2018	2017	2016
Fund	-	-	-	-	-
Stock Sector Average	-7.43	16.62	-10.18	10.28	6.41

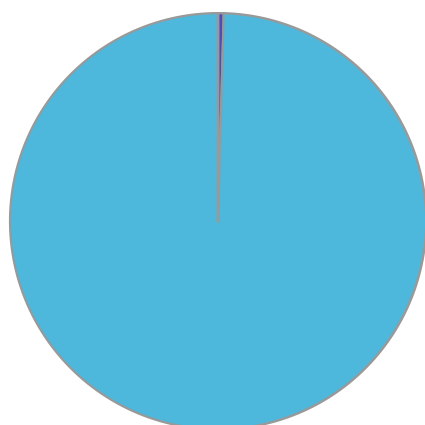
Cumulative Performance to 31/07/21					
	1 Yr	2 Yrs	3 Yrs	4 Yrs	5 Yrs
Fund	-	-	-	-	-
Stock Sector Average	24.70	6.81	5.43	10.41	24.49

Performance Analysis - Annualised 3 years					
	Growth Rate %	Volatility	Alpha	Beta	Sharpe
Fund	-	-	-	-	-
Stock Sector Average	1.78	15.10	0.00	1.00	0.00

## Fund Composition



	(%)
Financials	23.53
Industrials	17.31
Consumer Staples	12.85
Consumer Discretionary	11.47
Communications	7.88
Health Care	6.51
Materials	6.47
Utilities	5.64
Real Estate	4.02
Others	4.32



	(%)
UK Equities	99.57
Money Market	0.43

## Largest Holdings

Holdings	(%)
ASTRAZENECA PLC	4.95
RECKITT BENCKISER GROUP PLC	4.53
UNILEVER PLC	4.43
RELX PLC	4.32
PRUDENTIAL PLC	4.14

Holdings	(%)
LLOYDS BANKING GROUP PLC	3.86
NATIONAL GRID	3.81
VODAFONE GROUP	3.79
LONDON STOCK EXCHANGE GROUP PLC	3.02
ASHTREAD GROUP	2.82

\* Data supplied by fund managers regarding fixed interests funds may not specify yield type. As the provision of redemption yield is an FCA regulatory requirement Novia assumes these are used.

## Important Information

Performance details and yields are as at 31/07/2021. Performance figures are inclusive of net reinvested income. Source: FE. This document is designed only for professional investors and experienced advisers. The value of investments and the income gained may fluctuate. Investors may not get back the full amount invested. Past performance is not a guide to the future.