

**Man GLG Con Er Gth C Prof**
**Fund Information**
**Sector**

IA Europe Excluding UK

**Manager's Name**

Rory Powe

**Date Manager Appointed**

Oct 2014

**Launch Date**

Jun 1998

**Fund Size(£m)**

£1629.41

**Yield\*** (See page2)

0.00 %

**XD Dates**

Jun 01

**Last Distribution**

01/06/21 (XD Date)

31/07/21 (Pay Date)

0.00(Distribution)

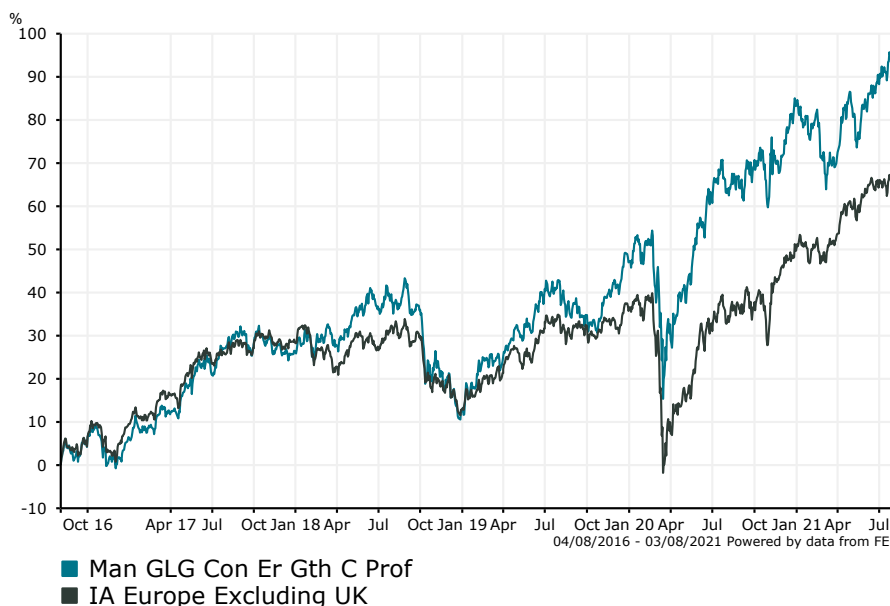
**OCF**

0.90 %

**Fund Aim**

The Fund seeks to outperform the FTSE World Europe ex UK index (GBP, GDTR) over rolling 5 year periods from an actively managed portfolio (meaning the Investment Adviser will use its expertise to pick investments to achieve the Fund's objective) by investing directly or indirectly, at least 80% of its assets in the listed securities of companies listed on European stock exchanges (excluding UK companies). The criteria for the Fund's investment approach consists of an analysis of a company's competitive position in the market and other financial criteria on the expectation that most such selected stocks can provide an annualised net return of 10% in normal market conditions.

**Sector:** IA Europe Excluding UK

**Performance**

**Morningstar Analyst Rating**

N/A

**FE Crown Rating**

**Discrete Performance - 12 months to 31/12/20**

	2020	2019	2018	2017	2016
Fund	24.65	30.74	-11.09	18.74	16.52
Stock Sector Average	10.28	20.33	-12.16	17.29	16.41

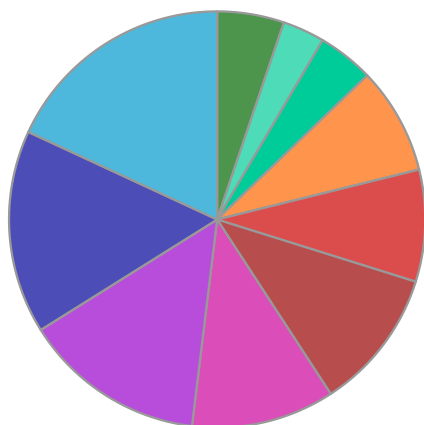
**Cumulative Performance to 31/07/21**

	1 Yr	2 Yrs	3 Yrs	4 Yrs	5 Yrs
Fund	19.34	36.63	41.31	53.16	92.29
Stock Sector Average	25.78	24.17	26.31	32.73	64.38

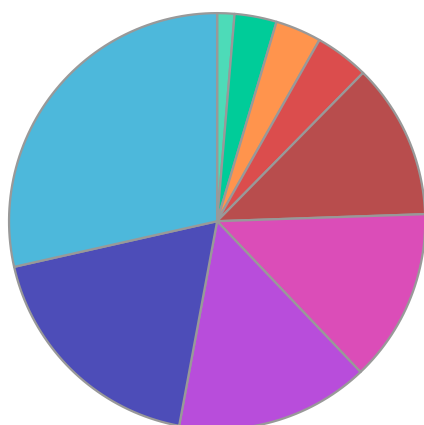
**Performance Analysis - Annualised 3 years**

	Growth Rate %	Volatility	Alpha	Beta	Sharpe
Fund	12.22	16.37	5.47	0.83	0.53
Stock Sector Average	8.10	16.45	0.00	1.00	0.28

## Fund Composition



	(%)
Germany	18.09
Switzerland	15.81
France	14.17
Netherlands	11.12
Denmark	10.98
Italy	8.69
Ireland	8.31
UK	4.36
USA	3.27
Others	5.20



	(%)
Consumer Discretionary	28.52
Information Technology	18.56
Health Care	15.02
Consumer Staples	13.44
Industrials	12.09
Materials	4.19
Financials	3.57
Communications	3.27
Money Market	1.34

## Largest Holdings

Holdings	(%)
NOVO NORDISK A/S	6.80
L'OREAL	6.61
NESTLE SA	5.75
Delivery Hero AG Ord	5.73
ASML Holding NV	5.53

Holdings	(%)
RYANAIR HLDGS	5.31
PUMA SE	4.75
MONCLER SPA	4.71
LVMH MOET HENNESSY VUITTON SE	4.55
ADYEN	4.51

\* Data supplied by fund managers regarding fixed interests funds may not specify yield type. As the provision of redemption yield is an FCA regulatory requirement Novia assumes these are used.

## Important Information

Performance details and yields are as at 31/07/2021. Performance figures are inclusive of net reinvested income. Source: FE. This document is designed only for professional investors and experienced advisers. The value of investments and the income gained may fluctuate. Investors may not get back the full amount invested. Past performance is not a guide to the future.