

Man GLG Income D Prof Inc

Fund Information

Sector

IA UK Equity Income

Manager's Name

Henry Dixon

Date Manager Appointed

Nov 2013

Launch Date

May 2004

Fund Size(£m)

£1695.40

Yield* (See page2)

4.69 %

XD Dates

Jun 01, May 04, Apr 01, Mar 01

Last Distribution

01/06/21 (XD Date)

30/06/21 (Pay Date)

0.48(Distribution)

OCF

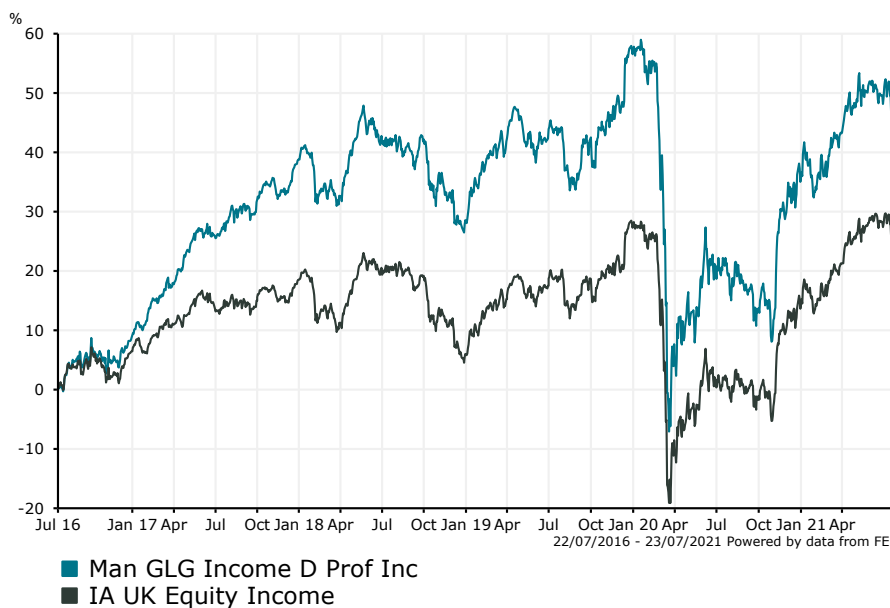
0.90 %

Fund Aim

The objective of the Fund is to achieve a level of income above the FTSE All Share Index together with some capital growth through investing, directly or indirectly, primarily in UK equities or in equities of companies which derive a substantial part of their revenues from activities in the UK.

Sector: IA UK Equity Income

Performance


Morningstar Analyst Rating

Bronze

FE Crown Rating

Discrete Performance - 12 months to 31/12/20

	2020	2019	2018	2017	2016
Fund	-13.75	21.76	-7.35	27.54	5.59
Stock Sector Average	-10.73	20.07	-10.54	11.32	8.84

Cumulative Performance to 30/06/21

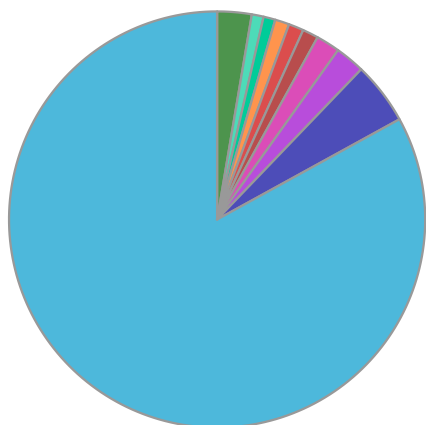
	1 Yr	2 Yrs	3 Yrs	4 Yrs	5 Yrs
Fund	23.32	4.08	3.77	17.75	56.48
Stock Sector Average	25.44	8.41	5.70	12.08	33.75

Performance Analysis - Annualised 3 years

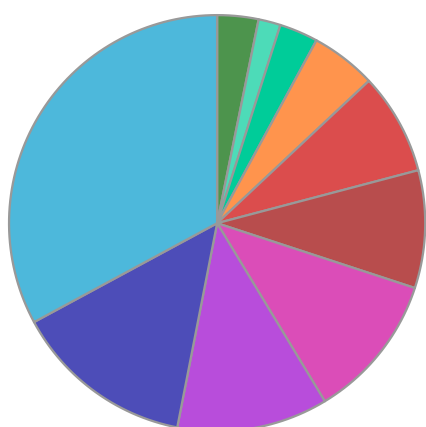
	Growth Rate %	Volatility	Alpha	Beta	Sharpe
Fund	1.24	21.57	-0.53	1.14	0.00
Stock Sector Average	1.86	18.64	0.00	1.00	0.00

Man GLG Income D Prof Inc

Fund Composition



	(%)
UK	83.00
Netherlands	4.83
Australia	2.30
Ireland	1.85
Switzerland	1.23
USA	1.17
Israel	1.11
Egypt	0.92
Russia	0.92
Others	2.67



	(%)
Financials	32.88
Consumer Staples	14.05
Materials	11.73
Consumer Discretionary	11.30
Industrials	9.14
Energy	7.89
Health Care	5.09
Utilities	3.00
Real Estate	1.72
Others	3.20

Largest Holdings

Holdings	(%)
BRITISH AMERICAN TOBACCO	4.39
ROYAL DUTCH SHELL PLC	4.11
IMPERIAL BRANDS PLC	3.40
QINETIQ GROUP	3.31
GLAXOSMITHKLINE	3.03

Holdings	(%)
RIO TINTO	2.89
BARCLAYS	2.56
MORRISON(WM.)SUPERMARKETS	2.55
LEGAL & GENERAL GROUP	2.48
BELLWAY	2.39

* Data supplied by fund managers regarding fixed interests funds may not specify yield type. As the provision of redemption yield is an FCA regulatory requirement Novia assumes these are used.

Important Information

Performance details and yields are as at 30/06/2021. Performance figures are inclusive of net reinvested income. Source: FE. This document is designed only for professional investors and experienced advisers. The value of investments and the income gained may fluctuate. Investors may not get back the full amount invested. Past performance is not a guide to the future.