

## GVQ UK Focus I Inc

### Fund Information

**Sector**  
Equity - UK

**Manager's Name**  
Jamie Seaton

**Date Manager Appointed**  
Apr 2009

**Launch Date**  
Aug 2003

**Fund Size(£m)**  
£224.27

**Yield\*** (See page2)  
1.49 %

**XD Dates**  
Jul 01, Jan 04

**Last Distribution**  
01/07/21 (XD Date)  
30/07/21 (Pay Date)  
0.25(Distribution)

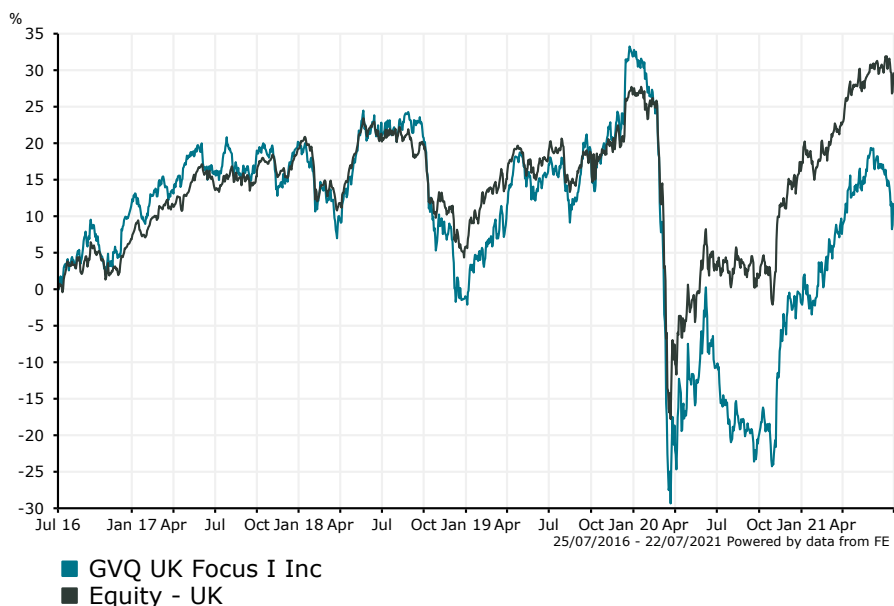
**OCF**  
1.00 %

### Fund Aim

The GVQ UK Focus Fund (the "Fund") invests in the equity of up to 35 UK quoted companies which have been identified as undervalued using private equity based valuation techniques. The Fund is not constrained by market indices and aims to maximise returns for investors over the medium term.

**Sector:** Equity - UK

### Performance



**Morningstar Analyst Rating**  
N/A

**FE Crown Rating**  
👑👑👑👑👑

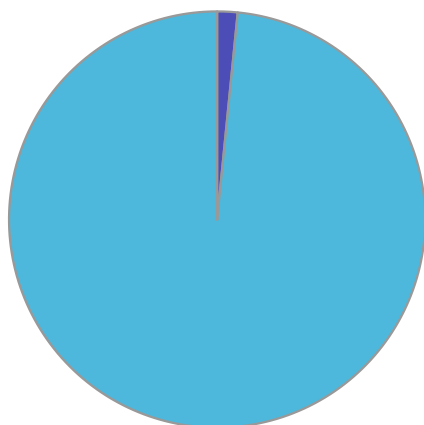
Discrete Performance - 12 months to 31/12/20					
	2020	2019	2018	2017	2016
Fund	-25.52	33.14	-17.61	7.97	12.73
Stock Sector Average	-8.28	19.69	-11.23	11.56	8.85

Cumulative Performance to 30/06/21					
	1 Yr	2 Yrs	3 Yrs	4 Yrs	5 Yrs
Fund	30.05	0.15	-5.32	0.10	24.21
Stock Sector Average	25.73	9.90	6.87	13.90	35.59

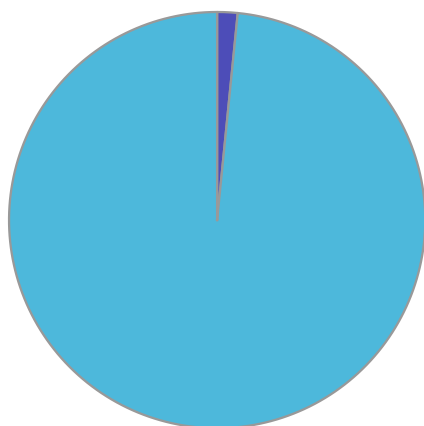
Performance Analysis - Annualised 3 years					
	Growth Rate %	Volatility	Alpha	Beta	Sharpe
Fund	-1.81	27.71	-3.63	1.52	-0.01
Stock Sector Average	2.24	17.70	0.00	1.00	0.00

**GVQ UK Focus I Inc**

**Fund Composition**



	(%)
UK Equities	98.42
Money Market	1.58



	(%)
UK	98.42
Money Market	1.58

**Largest Holdings**

Holdings	(%)
MICRO FOCUS INTERNATIONAL PLC	9.77
BABCOCK INTL GROUP PLC	9.27
IMPERIAL BRANDS PLC	7.27
GLAXOSMITHKLINE	7.25
WPP PLC	6.62

Holdings	(%)
JUPITER FUND MANAGEMENT PLC ORD GBP0.02	5.09
CLINIGEN GROUP PLC	4.90
EQUINITI GROUP PLC	4.85
BAE SYSTEMS	4.80
BRITISH AMERICAN TOBACCO	4.54

\* Data supplied by fund managers regarding fixed interests funds may not specify yield type. As the provision of redemption yield is an FCA regulatory requirement Novia assumes these are used.

**Important Information**

Performance details and yields are as at 30/06/2021. Performance figures are inclusive of net reinvested income. Source: FE. This document is designed only for professional investors and experienced advisers. The value of investments and the income gained may fluctuate. Investors may not get back the full amount invested. Past performance is not a guide to the future.